



Jordan

Voluntary National Review 2022



Weaving
Possibilities



SUSTAINABLE
DEVELOPMENT GOALS



Copyright @ 2022

The Ministry of Planning and International
Cooperation

www.mop.gov.jo

All rights reserved, No part of this publication
may be reproduced, stored in a retrieval system or
transmitted, in any form or by means, electronic,
mechanical, photocopying, recording or otherwise,
without prior permission.

“

The pandemic has painfully proven to us that returning to business as usual is neither sustainable nor effective. And so let us rethink and re-invent those ever-present terms of globalisation, multilateralism, and international community. Let us put equality, inclusivity, and dignity at the heart of what they stand for. Our world needs a re-globalisation that seeks a sustainable, equitable, and green recovery, that puts the wellbeing of our peoples and our planet first

”

*His Majesty King Abdullah II Ibn
Al Hussein*

World Economic Forum
Davos Agenda
28 January 2021



“

Instead of abandoning our global system of cooperation and multilateralism, Jordan, led by His Majesty King Abdullah II, believes a better global integration is the way forward, a re-globalisation that builds on the strengths and resources of each of us, for the benefit of all, ensuring global synergy and prosperity.

Instead of falling into the trap of nationalism, protectionism and division, we can choose global solidarity and economic reconstruction.

”

*His Royal Highness Crown Prince Al
Hussein bin Abdullah II*

Global Manufacturing and Industrialisation
Summit
5 September 2020



OPENING STATEMENT



This Voluntary National Review (VNR) comes as we take stock of the exceptional circumstances and unprecedented ramifications of the Covid-19 pandemic on the health and welfare of our people. As we reflect on its impact, we see how precious resources have been diverted away from national and international development priorities whilst also undermining efforts committed to advancing the 2030 Sustainable Development Agenda (2030 Agenda). This includes the progress made in alleviating poverty, protecting those who are vulnerable and less privileged, in addition to ensuring access to good health, education, and employment opportunities.

It is within this context that Jordan has chosen to prepare and present its second VNR. Aptly themed with a focus on the recovery from the pandemic and progress with the 2030 Agenda, this year's High-Level Political Forum (HLPF) and the VNR preparation process enabled us to reflect on the challenges and setbacks we faced and continue to face, whilst re-aligning our development track with the Sustainable Development Goals (SDGs).

Since submitting its first VNR in 2017, Jordan has anchored its national development strategies, plans, and policies in the 2030 Agenda, goals, and targets. Our current development plan, the Government's Indicative Executive Programme 2021-2024 (GIEP), is the most ambitious yet in terms of the extent to which it integrates the SDGs. Jordan has also mainstreamed the SDGs into other sectoral strategies and action plans, complementing efforts exhibited in the GIEP. These include Jordan's Green Growth National Action Plan 2021-2025, the National Social Protection Strategy 2019-2025, the National Food Security Strategy 2021-2030, and the National Strategy for Women in Jordan 2020-2025, among many others. These strategies illustrate Jordan's commitment to ensuring that its development is socially and economically inclusive by mainstreaming gender whilst also accounting for the requirements and needs of persons with disabilities. Our principled commitment to 'Leaving no one Behind' will also be aided as we move forward with the Jordan Development Portal. This portal will act as a one-stop shop for Jordan's sustainable development data and help future strategies meet the unique circumstances and needs of targeted stakeholders.



This 2022 VNR also coincides with the preparation of the Voluntary Local Review for the capital city of Amman, an effort that will contribute to integrating a more local dimension into the SDGs. Amman will be the first Jordanian city to undertake such a review, paving the path for other cities in the future and building better awareness on SDGs integration and implementation at the local level.

This year, Jordan is also chairing the Arab Forum for Sustainable Development for 2022, adding a regional dimension to Jordan's SDGs experience, and helping expand the scope of Jordan's 2022 activities to a local, national, regional and international one.

As Jordan proudly celebrates its centenary and looks towards the next 100 years, we continue to move ahead with an ambitious reform agenda that turns challenges into opportunities, whilst creating more sustainable and inclusive job rich growth. We are guided by a threefold vision for the future that includes political, administrative and economic roadmaps that have the Jordanian citizen at the centre of our focus.

In a world witnessing unprecedented crises, it is more important than ever that we use national tools like this one to facilitate knowledge sharing towards productive dialogue, better collaboration and the mobilisation of support and partnership towards the implementation of the 2030 SDGs.

H.E. Nasser Shraideh

Minister of Planning and International Cooperation

Chair of the National Higher Committee for
Sustainable Development



GLOSSARY OF TERMS

2017 Roadmap	Roadmap for Implementing the 2030 Agenda in the 2017 VNR
2030 Agenda	2030 Sustainable Development Agenda
BRT	Bus Rapid Transit
CBJ	Central Bank of Jordan
CEDAW	The Convention on the Elimination of All Forms of Discrimination Against Women
CSOs	Civil Society Organisations
DoS	Department of Statistics
GEPP	Government's Economic Priorities Programme 2021-2023
EDPs	Executive Development Programmes
GIEP	Government Indicative Executive Programme 2021-2024
HCD	Higher Council for the Rights of Persons with Disabilities
HLPF	High-Level Political Forum
HPC	Higher Population Council
JD	Jordanian Dinar
JDP	Jordan Development Portal
JNCW	Jordanian National Commission for Women
JRP	Jordan Response Plan
MoPIC	Ministry of Planning and International Cooperation
NAF	National Aid Fund
NCHR	National Centre for Human Rights
NDC	Nationally Determined Contribution
NCDs	Non-Communicable Diseases
NSW	National Strategy for Women in Jordan 2020-2025
OGI	Open Government Initiative
PPPs	Public Private Partnerships
SDGs	Sustainable Development Goals
SMEs	Small and Medium Enterprises
SSC	Social Security Corporation
VLR	Voluntary Local Review
VNR	Voluntary National Review

TABLE OF CONTENTS

Page **5**

Opening Statement

Page **10**

Chapter 1

Introduction

Page **17**

Chapter 2

Approach and Methodology

Page **25**

Chapter 3

Socio-economic Context

Page **36**

Chapter 4

Policy and Enabling Environment

Page **54**

Chapter 5

Progress in Reaching the SDGs

Page **127**

Chapter 6

Conclusions and the Way Forward

Page **134**

Annexes

Annex 1 136

Annex 2 161



TABLE OF FIGURES

Figure 1: Jordan's First VNR to Implement the 2030 Agenda and the SDGs, 2017	12
Figure 2: Progress in Reaching SDGs	13
Figure 3: Availability of Indicator Data by Goal	13
Figure 4: Indicator Trends	13
Figure 5: Alignment of VNR and VLR	16
Figure 6: Second VNR Objectives	19
Figure 7: Preparation Process Characteristics	20
Figure 8: Guiding Principles	21
Figure 9: : Governance Structure for Preparing the VNR	22
Figure 10: Healthcare Measures in Response to the Pandemic	32
Figure 11: GEPP Pillars	35
Figure 12: Institutional Framework to Implement the 2030 Agenda	38
Figure 13: Partnerships	41
Figure 14: Updated SDGs implementation Roadmap	129





Chapter INTRODUCTION



Chapter 1:

INTRODUCTION

Jordan was one of the first countries to present a Voluntary National Review (VNR) of the national progress made in implementing the 2030 Agenda for Sustainable Development (2030 Agenda) at the High-Level Political Forum (HLPF) in 2017. During the Forum, Jordan affirmed its commitment to implementing the 2030 Agenda, and highlighted its role in seeking to achieve permanent peace, as an oasis of security and stability in a turbulent region. As highlighted in the first review, reinforcing Jordan's resilience is achieved through a strong commitment to dialogue and reforms, based on a homegrown and comprehensive process that is built on pillars of active citizenship, identifying new opportunities, and raising standards of living. This is especially given what distinguishes Jordan in terms of values of moderation, tolerance, openness, respect, assistance to others and a focus on a brighter future for all. We have endeavored in the same vein to preserve a stable, resilient, and prosperous Jordan for the Jordanian people, while offering safe haven for those who seek refuge from conflicts in the region.

As highlighted in the first VNR, Jordan launched in 2015, a 10-year economic and social document; 'Jordan 2025' that aims at achieving a prosperous and resilient future. Additionally, a plan to incentivise economic growth for the period 2018-2022 was adopted, focusing efforts on a comprehensive growth agenda given the conflicts facing the region. Moreover, in its first review, Jordan highlighted the critical role of youth, representing the most dynamic segment of society. This requires that they take an active role in economic, social, environmental, and political development, and in shaping Jordan's future. Empowering women also represents a key requirement for sustainable development, and Jordan cannot move forward without optimal investment in the majority of its population of women and youth, who together represent the most important pillars to achieving the 2030 Agenda.



The first VNR presented a roadmap for Jordan for implementing the 2030 Agenda, and included pillars outlined in figure (1) below:

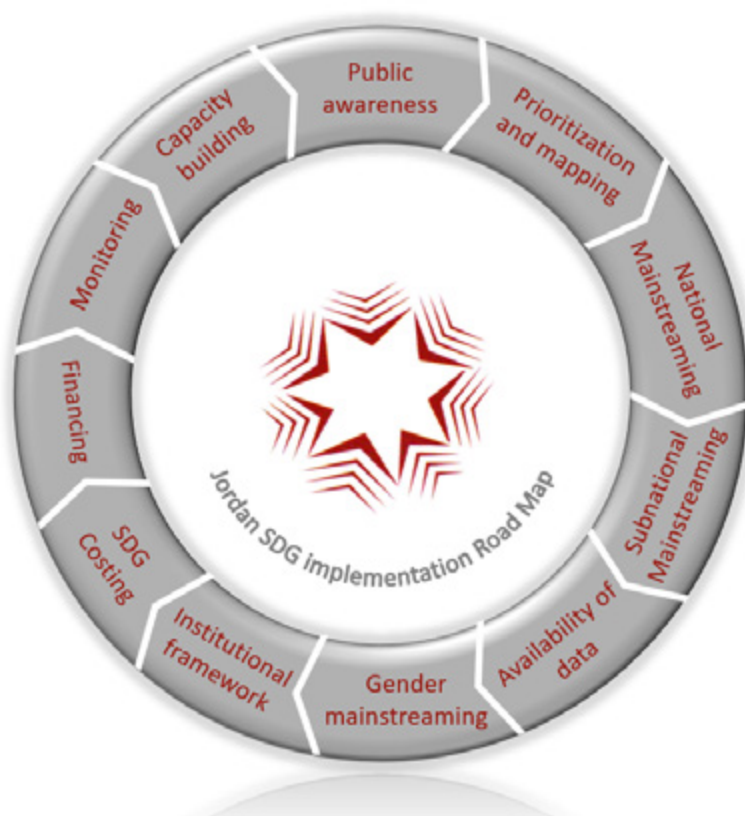


Figure 1: Jordan's first VNR to implement the 2030 Agenda and the SDGs, 2017

Jordan presents herewith its second VNR in which it seeks to review and assess the measures taken to meet the 2030 Agenda. In doing so, Jordan has opted to report on all 17 Sustainable Development Goals (SDGs) even as the HLPF focuses on specific ones: SDG4, SDG5, SDG14, SDG15, and SDG17. This decision was based on our belief that only by reporting on all the goals we are able

to reflect the interlinkages and synergies between them. Moreover, key progress was made across different goals that is worthwhile to showcase. Nonetheless, as will be shown below, we did seek to the extent possible to give special focus on the 5 SDGs that are the highlight of the HLPF.



Numerous measures have been taken to implement the 2017 Roadmap and to accelerate progress towards meeting the SDGs. The cumulative effect of this was substantive improvements in meeting targets and positive indicator trends. As the figures below show, 62.7% of SDGs indicators that were analysed reflected positive trends and better development. 19% showed consistent trends, while 18.4% only saw negative trends. The SDGs that achieved the greatest progress in terms of indicators were SDGs 2, 4, 6, 9, 12 and 14, with the least progress made in SDGs 8 and 10. Data analysis showed the availability of indicators¹ at around 64%, of which 60.35% are from national sources.

Indicators Progress

Category	Percentage
Positive	62.7%
Regular	19.0%
Negative	18.4%

Figure 2: Progress in reaching SDGs

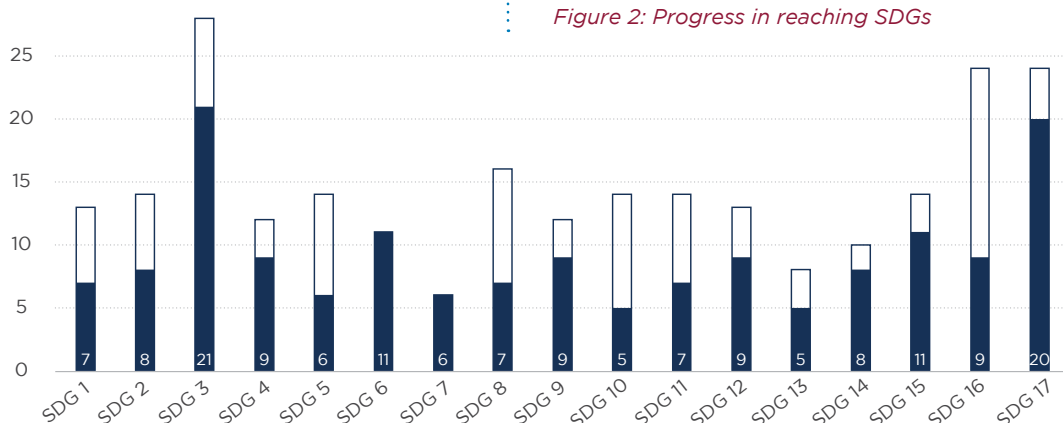


Figure 3: Availability of indicator data by Goal

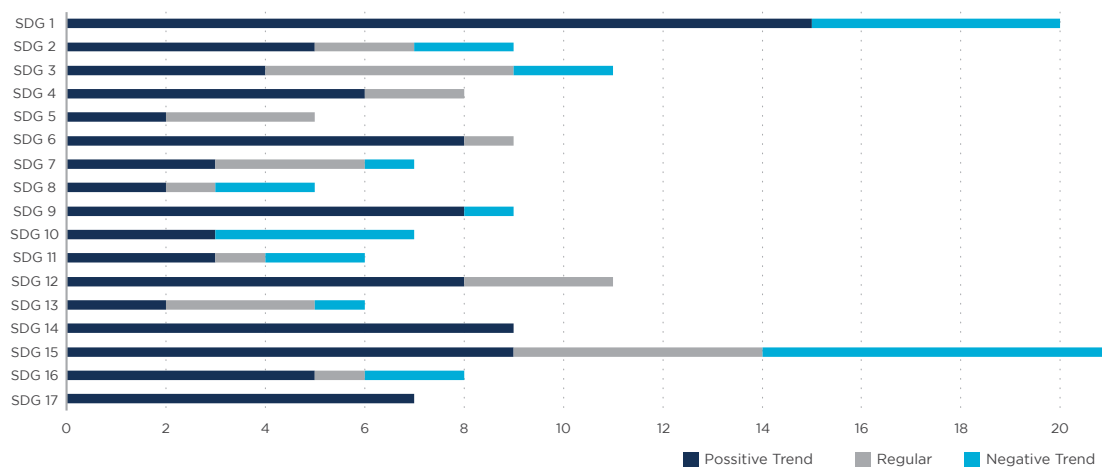


Figure 4: Indicator Trends

1 Availability was calculated on the basis of full availability of data for the base year (2015) and the year 2020.



Focus SDGs at the 2022 HLPF

SDG 4 Quality Education

- Submitted a review for SDG4 in 2020.
- Established of the National Team for Education by 2030.
- Developed several strategies aimed at integrating the SDGs, especially SDG4 and its targets.
- Participates in the Arab Regional Meetings on Education 2030.
- Regular reviews for SDG4 targets.

SDG 5 Gender Equality

- Established a permanent ministerial committee at the Prime Ministry to mainstream gender into the Government's work.
- Developed a Gender Mainstreaming Policy to integrate gender into the plans of ministries and official institutions.
- Gender budget tracking was initiated.
- Capacity building for gender-responsive budgets.
- Integrating the National Strategy for Women in Jordan 2020-2025 (NSW) into 24 developmental sectors in the Government Indicative Executive Programme 2021-2024 (GIEP), Jordan's current national development programme.
- Developed a national list of SDGs gender specific indicators that includes 67 indicators.

SDG 14 Life Below Water

- Declaring the Aqaba marine reserve in 2020, and work is underway to institutionalise it.
- Developing strategies and plans that help frame efforts to meet the goal.

SDG 15 Life On Land

- Continuing to enhance protection of the environment and natural reserves.
- Development of a biodiversity database.
- Establishing a green tourism unit to work on integrating natural heritage and biodiversity in the tourism sector.

SDG 17 Partnerships For The Goals

- Strengthen the domestic revenue base.
- Integrating technology and digitisation into the Government's work.
- Enhancing the frameworks of cooperation and partnerships with the international community.
- Integrating climate action and the green growth agenda, both of which contribute to many SDGs, within the Government's work, sectoral strategies and action plans.

The VNR and the Voluntary Local Review (VLR) for the capital city of Amman

Jordan is privileged to also present a VLR for its capital Amman, the first Arab and Jordanian city to undertake such a review. The preparation of the VNR required close coordination with the VLR team, that was

also part of the VNR process that assessed progress on SDG11. This helped ensure coherence and complementarity between the VNR and VLR. The figure below represents a sample of the alignment between the two reports:

- The infographic illustrates the alignment of Jordan's National Vision (VNR) and Vision for Localities (VLR) with the UN Sustainable Development Goals (SDGs). The central vertical line represents the VNR/VLR alignment, with colored circles and icons representing specific SDGs. The left side lists VNR goals, and the right side lists VLR goals.

VNR Goals (Left Side):

 - Jordan prioritises developing its energy sector, with a focus on preserving a secure and sustainable energy supply. It further aims at developing renewable energy projects in an attempt to mitigate the impact of climate change.
 - Amman developed the Amman Climate Action Plan and the Amman Green City Action Plan, connecting this transformation with the city's resilience and making it climate-neutral by 2050.
 - Commitment to countering climate change at the national level is further reflected in Jordan's Green Growth National Action Plan 2021-2025 and at the Amman level, with the development of Amman Green City Action Plan.
 - Joint challenges faced at the local Amman level and the national level when it comes to unemployment. The national unemployment rate reached 23.2% in 2020. The unemployment rate in Amman in 2019 stood at 19.8%.

VLR Goals (Right Side):

 - Jordan is a pioneer among regional countries in ensuring that all members in society enjoy healthy lifestyles and that their well being needs are met.
 - Amman provides safely managed sanitation services and hand-washing facilities with soap and water as well as safely managed drinking water services to 100% of its population.
 - Launch of the Bus Rapid Transit (BRT) system in Amman in 2021 to reduce traffic congestion and increase the use of public transportation.
 - Prioritisation of developing public spaces with projects such as the King Abdullah II Park in Amman. This is one of the largest parks designed to be family-friendly, car-free and accessible to persons with disabilities.
 - Greater Amman Municipality's efforts in solid waste management in terms of collection and final disposal, while also noting the waste-to-energy project at Al Ghabawi landfill, with the production of 4.8 MWT of electricity from waste.

SDG Alignment (Central Line):

 - 7 AFFORDABLE AND CLEAN ENERGY** (Yellow circle with sun icon)
 - 13 CLIMATE ACTION** (Green circle with globe icon)
 - 8 DECENT WORK AND ECONOMIC GROWTH** (Maroon circle with bar chart icon)
 - 3 GOOD HEALTH AND WELL-BEING** (Green circle with heart and pulse line icon)
 - 6 CLEAN WATER AND SANITATION** (Blue circle with water drop and toilet icon)
 - 11 SUSTAINABLE CITIES AND COMMUNITIES** (Orange circle with city buildings icon)
 - 12 RESPONSIBLE CONSUMPTION AND PRODUCTION** (Orange circle with infinity symbol icon)

Figure 5: Alignment of VNR and VLR

Challenges as we move forward

Jordan cannot achieve comprehensive and sustainable economic, social, and environmental development alone. In spite of the progress made, challenges persist, and largely as a result of regional and international developments. Almost a decade after the so-called 'Arab Spring', Jordan continues to experience the spillover effect of regional turbulence and conflicts that have inevitably

impacted our economic trajectory. They have resulted in refugee flows and consequent pressure on infrastructure and services, they continue to disrupt trade, and act as deterrents to attracting FDI and tourism. As a result, economic growth had decreased from 6.5% in the period 2000-2009 to around 2.4% in the period 2010-2019, while public debt to GDP levels increased dramatically. Today,



as we gradually emerge from the pandemic, the world is now facing the ramifications of a war in Europe. The Russia Ukraine conflict has already manifested itself in supply chain disruptions and an increase in the price of oil and basic commodities, further burdening our small economy and potentially undermining prospects for recovery.

Jordan also faces chronic difficulties pertaining to water shortages, reliance on external sources of energy in addition to increasing risks associated with climate change. In this context, dealing with high unemployment rates and poverty in addition to developmental disparities across the Kingdom becomes even more difficult. It should be noted that many of the SDGs targets require the support of local administrations to be achieved. This however will need significant efforts to tackle the structural challenges at the local level, including with respect to revenue generation and funding, data availability, and capacity building. This funding challenge is also evident at the national level, with the assessment across the goals highlighting the difficulties encountered in terms of availability of resources to undertake transformative and critical actions that can help meet targets and indicators.

The path to 2030

Future efforts will focus on two tracks as we move forward towards 2030: the first pertaining to the framework for the 2030 Agenda in Jordan, with work to be directed towards strengthening the institutional structure and capacities required for achieving the SDGs, in addition to continuing to develop the national SDGs database, to take into account sex, age and disability, while addressing some issues including the duplication of efforts that in some cases characterises the work undertaken in certain goals.

As for the second track, focus will be on major strategic projects that will have a significant impact across sectors. The GIEP includes plans for projects and transformative programmes that will contribute to accelerating progress in achieving the 2030 agenda. This is in addition to Jordan's ambition to implement major strategic projects such as the Aqaba – Amman Water Desalination and Conveyance Project, the National Railway Project, and others in the field of energy. Jordan additionally seeks to set the foundations to develop an efficient and sustainable agricultural and food sector, and to transform Jordan into a regional centre for food security. In all digitisation efforts, Jordan will focus on ensuring that all segments of society, including women and youth, are primary contributors and participants in sustainable development.

Jordan recently launched its Economic Modernisation Vision comprising of two main pillars; the first focuses on unleashing potential to achieve comprehensive sustainable growth and the second on improving the quality and standards of living for all Jordanians. The vision aims to meet an expected demand for one million jobs in the next decade. It expands over 360 initiatives across various sectors, as part of eight national economic growth drivers that include high-value industries, future services, investment and actions with respect to education, sustainability and achieving a greener Jordan.

Jordan's invaluable partnerships with its friends from the international and donor community have been essential in making progress thus far. Moving forward on its development journey, Jordan will continue to build on these ties and strive for stronger foundations of cooperation and coordination. At the same time, Jordan understands the importance of activating and encouraging partnerships at all levels in this next phase, especially with the private sector.





Chapter APPROACH AND METHODOLOGY



Chapter 2: APPROACH AND METHODOLOGY

Since its adoption, Jordan expressed readiness to implement the 2030 Agenda through building on and making available the necessary requirements for meeting its ambitions. Key among these are a strong political commitment for change, a long-term socio-economic vision that showcases the Jordan we want in 2025 (Jordan 2025 document) and national executive development plans (EDPs, the latest of which is the GIEP) that take into account the outcomes of Jordan 2025 and sectoral strategies. More recently, Jordan's commitment to sustainability and development are firmly reflected in the new economic modernisation vision, embodying a long-term effort for unleashing Jordan's potential for the coming years. Additionally, Jordan's Planning Law sets in place the general framework for planning, financing, implementing, monitoring and evaluation, while strong institutions work on coordination and implementation. Trained national capacities translate visions and strategies into executive plans. The national statistical framework is characterised by strong administrative and technical capabilities as

well as credibility and transparency. Jordan is also committed to linking capital financing to development and to the outcomes of the GIEP in terms of the different projects. Jordan's efforts are further enhanced by a modern legislative environment that helps meet the demands for equitable and inclusive development.

Since submitting the first VNR in 2017, Jordan committed extensive and comprehensive efforts to integrate, mainstream and strengthen commitment to the 2030 Agenda. This is based on the firm belief that the 2030 Agenda and its SDGs reflect Jordan's national priorities. These efforts are additionally rooted in strengthening the framework for action on the human rights principles upon which the 2030 Agenda is based. Moreover, Jordan's international commitments also contribute to providing a framework for the measures taken internally to achieve the SDGs. For example, Jordan is party to the Convention on the Elimination of All Forms of Discrimination Against Women (CEDAW), acceded to the Paris Agreement, is working resolutely towards achieving the Nationally Determined

free access to information, transparency, strengthening public dialogue, and developing mechanisms to receive complaints related to human rights infringements. As for SDG17, and as a follow up to the Addis Ababa Action Agenda, Jordan is undergoing measures to encourage financing towards meeting the SDGs. Jordan was also an active participant in the Food Systems Summit in 2021 to achieve effective and sustainable food systems.

Second VNR objectives

The infographic features a central map of Jordan. Six circular icons, each with a different color and icon, are arranged in a circular path around the map. Each icon is connected to a text box describing an objective. The objectives are:

- Affirm Jordan's commitment to work towards achieving the SDGs at all levels: local, national, regional and international.** (Icon: Person with magnifying glass)
- Study and benefit from the experiences of other countries in the region and the world.** (Icon: Globe with flags)
- Identify the progress made in achieving the goals, as well as the problems and challenges that face implementation.** (Icon: Bar chart with upward arrow)
- Engage all stakeholders in the process to prepare, evaluate, formulate and implement decisions, including the private and public sectors, civil society organisations (CSOs), and the international community.** (Icon: Gear with people icons)
- Achieve national consensus, as well as enhance national ownership of phased and final targets for the SDGs.** (Icon: Map pin over a globe)
- Incorporate the SDGs as key components in policies, strategies, as well as national, sectoral and local plans.** (Icon: Sun/gear icon)

Figure 6: Second VNR objectives

Figure 6: Second VNR objectives



The second VNR preparation process was characterised by the following:

VNR preparation process characteristics



Figure 7: Preparation process characteristics

Methodology

Jordan's approach to preparing the VNR was guided by fundamental principles of inclusivity, transparency, commitment and ownership (as outlined in the figure below). This was based on the genuine belief that efforts and progress in implementing the 2030 Agenda can only be captured through a national approach that includes all relevant stakeholders, all-of-society, and that leaves no one behind. More importantly, the participatory process

was critical to understanding the obstacles and challenges faced in integrating and mainstreaming the SDGs since submitting the first VNR, arriving at benchmarks and recommendations for the years ahead. Given that this is Jordan's second VNR, we also sought to build on past experiences and lessons learnt in the preparation phase while leveraging available tools and methodologies to analyse and reflect on progress.





Figure 8: Guiding principles

The governance structure for preparing the VNR

The Ministry of Planning and International Cooperation (MoPIC) is the lead entity responsible for coordinating efforts to prepare the VNR, with the support from all national and international parties and institutions. The Minister of Planning and International Cooperation chairs the National Higher Committee for Sustainable Development, with the Minister of Environment acting as

Vice-Chair. This Committee provided overall strategic guidance, oversight, and direction for preparing the report. It met periodically during the preparation of the review to ensure that progress remains on the right track. A high-level core team was established to oversee the drafting of the VNR and ensure the inclusion of the interlinkages between the SDGs throughout the review.

Governance structure for preparing the VNR:

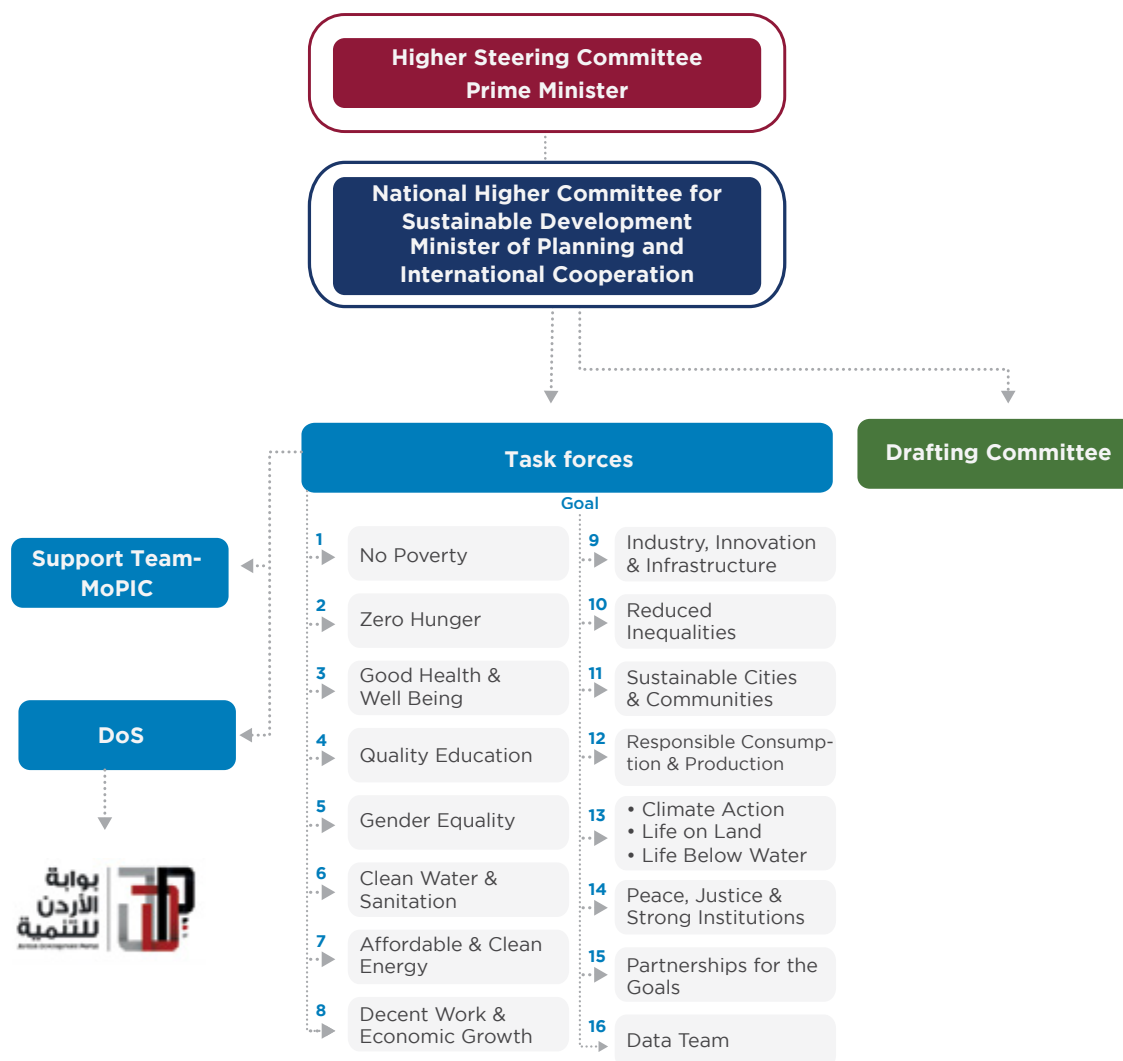


Figure 9: Governance structure for preparing the VNR



Reporting on the 17 SDGs

This year's HLPF focuses on SDG4 on quality education, SDG5 on gender equality, SDG14 on life below water, SDG15 on life on land, and SDG17 on partnerships for the goals. However, Jordan has opted to report on all 17 goals, so as to inclusively reflect on all the social, economic and environmental dimensions of the 2030 Agenda. However, there are differences and discrepancies on how the goals are reported, with different levels of analyses, data and progress presented. These differences are best explained by referencing the key issues below, which ultimately determined how much information and analysis is available to report on each goal:

- The socio-economic and environmental context of the goal.
- The alignment of the goal with national priorities and objectives.
- The availability of data related to the targets and indicators, and which reflected on the possibility of identifying future targets for the indicators.
- The impact of the Covid-19 pandemic on the goal.
- The potential availability of bi-lateral and multi-lateral donor assistance to support the goal, given Jordan's limited resources.

Stakeholder engagement

MoPIC ensured the adoption of a clear mechanism through which all relevant stakeholders were engaged and included in the VNR process. To this end, and upon the directions of the National Higher Committee for Sustainable Development, 16 task forces were established, with membership that included all parties relevant to achieving the goals from ministries and government entities,

the private sector, CSOs, UN organisations and other international institutions. There were over 130 entities involved as members within the task forces.

Data availability, validity, and verification are critical to the process of monitoring SDGs implementation, and especially to this review. Towards that end, an internal team was established by DoS to tackle the issue of data, in addition to having a DoS representative in each taskforce to validate data that was presented. This helped ensure that the review process was grounded in references and sources that are credited locally and internationally, and that the task forces were assisted in overcoming the challenges faced in identifying and putting national indicators and future targets.

Jordan was cautious to ensure the integration of economic, social and environmental dimensions, and that aspects related to gender, climate change, the impact of the pandemic, the Syrian crisis, partnerships for development, and other issues were included. As such, Jordan ensured there were relevant stakeholders for these issues in the different task forces. For example, the Higher Council for the Rights of Persons with Disabilities (HCD) was a member of the task forces for SDGs 1, 4, 8, and 10. The National Centre for Human Rights (NCHR) led the work on SDG 16 and was a member of the task forces for SDGs 5 and 10. The Jordanian National Commission for Women (JNCW) chaired the task force for SDG5 and was represented in task forces for SDGs 8 and 16. JNCW also established additional working groups to ensure that all dimensions related to SDG5 are covered in addition to its interlinkages with the other goals. The VNR was also reviewed from a gender perspective. Moreover, in light of increasing population pressures, demography



proved itself an issue across the goals. As such, the Higher Population Council (HPC) was included as a member of task forces for SDG3 and SDG8 and was addressed by other key goals. Coordination with HIMAM (an entity that coordinates the work of participating CSOs and aims at strengthening their role in society), and the 'Jordanian Civil Alliance for Sustainable Development', ensured the participation of relevant CSOs in each goal.

Action plan, timeline and preparation of the VNR

The VNR process coincided with Jordan's entry into the pandemic's fourth wave caused by the Omicron variant. In the period between January and March 2022, extensive consultations, several rounds of meetings, two major national workshops (one to launch the preparation process and another to verify data and information with the task forces), and multiple webinars were held on the human rights approach to dealing with data.

The pandemic necessitated moves towards more online discussions with the associated challenges that this entailed. MoPIC sought to facilitate this process as much as possible, distributing templates and guidelines to harmonise efforts and working mechanisms across the task forces. Throughout the participation process, stakeholders were encouraged to review the SDGs targets and indicators, in addition to their links with national and sectoral strategies, determine the values of indicators for the goals and the extent of achievement made by reference to the base year of 2015, and compare them with the latest available data for these indicators.

The cumulative effort of the task forces was reviewed, assessed, and adopted through a workshop conducted in the period 23-24 March 2022, with the participation of ministries and national institutions, the

private sector, CSOs, UN organisations and other international institutions. The workshop aimed at discussing the draft sub-reports for the goals, including the information and data that reflects the national efforts to achieve them, the challenges faced, and the successes made despite these challenges, and to ensure that achievements on the ground were not overlooked. This is in addition to what was achieved in the context of the targets and indicators. Jordan attempted to use the VNR process to identify future targets for the SDGs indicators. We succeeded in identifying targets for around 45% of the indicators over the period 2024, 2027 and 2030. This is considered a starting point, that will be revised and built on in the coming stage. Discussions also focused on the recommendations and way forward.

Efforts were also made to hold local consultations and engage entities at the local level and governorates. This was done through a national workshop that included the heads of committees in Parliament, at both the House of Representatives and Senate, the elected governorate and municipal councils from across the Kingdom's governorates, experts from academia and representatives of local communities, unions and youth. Meetings were also held with academics such as the Council on Sustainable Development at the higher education institutions in the Arab countries hosted at one of Jordan's universities (the Amman Arab University). In order to ensure continued discussions at the national level, in June, hearing and commenting sessions were held on the report, through a special platform that was announced on social media networks and websites of official entities. This platform allowed for segments of society to present comments on the report in a documented manner. These consultations came at various levels to adopt the final version of the report.





3

Chapter SOCIO-ECONOMIC CONTEXT

Chapter 3:

SOCIO-ECONOMIC CONTEXT



Jordan's development has suffered challenging circumstances, with the economy enduring shocks amounting to around 44% of GDP over the past decade. The so-called "Arab Spring", the Syrian conflict and the emergence of ISIS, and the consequent disruption of trade and refugee flows, among others, led to a reduction in economic growth rates, that dropped from an average of 6.5% in 2000-2009 to around 2.4% in 2010-2019.

These growth levels are particularly worrying considering current demographic trends, a cross-cutting issue with implications on development in its various dimensions. Jordan's population increased dramatically over the past decade, and especially since 2011, as a result of forced migration. Jordan's population stood at 6.7 million in 2010 and increased to 11.1 million in 2021. According to the latest 2021 DoS figures of the number of Jordanians, the age group less than 30 is around 62.5%. Whilst there are advantages and opportunities to this youth bulge, it does compound the burden on the economy to ensure sufficient levels of investment, growth

and employment generation in the future. The average number of university graduates is around 68 thousand students annually, while the economy generates around 30 thousand working opportunities annually only. This demographic reality is inevitably also associated with increased pressure on the provision of public services and the quality of infrastructure at both the local and national levels.

In response to these challenges, and since 2018/2019, Jordan embarked on implementing a national home-grown Reform Matrix. This includes a set of policy and structural reforms that target improving the economy's competitiveness, accelerating growth and generating employment opportunities. Priority areas of focus include improving the business and investment environment, reducing the cost of doing business, boosting exports and investments, and enhancing macroeconomic stability. A mid-term review of the matrix added public sector efficiency and tourism as new pillars in the post Covid-19 period, especially given that tourism



participated at around 13% of Jordan's GDP, and employed directly 53,000 around people in 2019. As such, ongoing work will be directed towards increasing investments, enhancing the competitiveness of the Jordanian tourism product, facilitating tourism business activity practices, in addition to private sector and local community inclusion, gender mainstreaming and women's economic empowerment. The reform matrix is also complemented by a medium-term public debt management strategy to ensure the Government's financing needs and payment obligations are met while pursuing fiscal consolidation measures at the same time. The success that has been achieved thus far within the IMF Programme is also a testament to Jordan's commitment to the programme's structural benchmarks and to fiscal and monetary policy management.

A protracted Syrian refugee crisis

Economic and structural reforms are being implemented in Jordan in spite of the ongoing pressures of a protracted Syrian conflict. This disrupted Jordan's trade flows, heightened the security burden across the northern border and resulted in the influx of around 1.36 million Syrians (the majority

of whom live outside of the camps). The pressures facing Jordan have intensified, from an economic perspective and with respect to unemployment, especially among youth and women. Jordan bears the burden of hosting a large refugee community and contributes to spending on services provided to Syrian refugees, which has led to great pressures on natural resources, the Jordanian economy and the development process, the services sector, infrastructure, security and communal peace.

Upholding the principle of leaving no one behind, Jordan offers Syrians in Jordan access to essential services and has expanded in providing them with work permits, including flexible ones. Jordan's continued commitment in this respect is affected greatly by reduced international support in response to the Syrian crisis. Funding required for the Jordan Response Plan to the Syrian crisis (JRP) in 2021 amounted to \$2.4 billion of which Jordan received \$774 million, representing 30.6% of the required funding. This weak level of funding led to increased pressures on the budget and a withdrawal in the quality and quantity of services provided by implementing partners. The following figure demonstrates the main implications and impact of the Syrian crisis on the SDGs.

Main Impact of the Syrian Crisis on the SDGs



- Competition over work opportunities leading to some Jordanians losing sources of income.
- Increase in the cost of housing and food, increasing poverty.



- Increase in absolute demand levels.
- Increased burden on social protection networks.
- Increase in food imports and requirements of food security, including storage capacities, in the context of fluctuating international commodity prices.





Good Health and Well Being

- Return of infectious diseases already spread among Syrians in the host community.
- Recurrent vaccination campaigns at high costs.
- Increased pressure and impact on the operational capacity of hospitals and public health centres.



Quality Education

- Syrian students have been accommodated in Jordanian public schools, straining the sector's capacities and increasing pressure on infrastructure and supplies, in addition to resulting in overcrowding and increased costs on the budget.
- Jordan has been employing additional educational cadres and teachers.



Gender Equality

- There were noted numbers of Syrian married women under the age of 18, especially in the first years following the crisis, with the consequent impact on issues related to healthcare services and other related matters.



Clean Water and Sanitation

- Increase in the demand for water in the northern governorates, where many Syrians are concentrated.
- This impacted water infrastructure, lowered the operational age of water facilities and contributed to the depletion of groundwater.



Affordable and Clean Energy

- Electricity consumption increased markedly in the northern governorates, where many Syrians are concentrated with consumption increasing in the housing sector from 5667 gigawatts / hour in 2011 to 9100 gigawatt/hour in 2020.



Sustainable Cities and Communities

- Increased pressure on services, infrastructure, and resources, especially at the municipal level, where those are already constrained.
- Obtaining good housing became more difficult, as prices increased, with competition between Jordanians and Syrians over this.



Responsible Consumption and Production

- Increased burdens placed on the waste sector over the past years, with pressure on governmental services to collect, transport and treat waste.

The impact of the COVID-19 pandemic on Jordan's development

The pandemic was and continues to be a test of Jordan's resilience in the face of severe economic and social hardship. Confronted by it, Jordan had to face the daunting and difficult task of balancing the health of citizens, residents and refugees with the need to safeguard the national economy, protect long-term livelihoods, and mitigate increased poverty and unemployment. Jordan's policies were thus grounded in scientific assessments, based on which gradual and studied measures to support the economy were taken. Our response was further predicated on the importance of transparency and open communication. We believe this was critical to building trust in the Government's response, facilitating the collective effort and solidarity required to help mitigate the pandemic's impact. The Government, therefore, remained committed to producing reports (initially in the form of daily press conferences and then in bulletin format) on the state of the pandemic throughout the successive waves, communicating openly developments related to the healthcare system, cases, and mortality.

As with the rest of the world, the Government implemented strict measures to contain the communal spread of the virus among the population. These ranged from an initial complete lockdown to partial lockdowns, nightly curfews, and closure of airports. Sectors and locations assessed to be high contagion risks were closed for significant periods. This inevitably resulted in a substantial slowdown in FDI flow, remittances, and disruptions in trade, services, and tourism (for the latter specifically, 2020 saw a decrease in the number of visitors by 77% and financial revenues by 76% which affected the entire tourism ecosystem). The business sector faced liquidity and cash flow challenges, including

the effects of supply chain disruptions that impacted demand for products and services.

The decrease in government revenues, in addition to slowed productivity and output, together with increased expenditure to counter the pandemic, ultimately resulted in a GDP contraction of 1.6% in 2020, the first suffered by the economy in decades (though it is still considered among the lowest in the world). Jordan also witnessed increased budget deficits and public debt to GDP levels. These fiscal challenges impacted Jordan's ability to allocate financial resources to key programmes and priorities, including climate change and adaptation, whilst international assistance was diverted to dealing with the pandemic.



The following table reflects the impact of the pandemic on the different SDGs:

Main Impact of the Covid-19 Pandemic

 <p>No Poverty</p>  <p>Zero Hunger</p>  <p>Decent Work & Economic Growth</p>  <p>Reduced Inequalities</p>	<ul style="list-style-type: none"> • Increased burden on social protection services because of the lockdowns as vulnerable families' employment, sources of income and productive projects aimed at employing the poor were disrupted. • Unemployment increased dramatically, reaching 23.2% in 2020. • Supply chain disruptions affected food availability, resulting in changes in food consumption patterns in terms of quality and access.
 <p>Good Health and Well Being</p>	<ul style="list-style-type: none"> • Increased pressure on the healthcare system. • Disrupting access to primary healthcare and most secondary health care, except for emergencies. • Several critical national health care programmes were halted, including the national vaccination programme, family planning services and pregnancy care, the early detection of genetic diseases, and the early detection of breast cancer. • Appointments for patients with chronic diseases were delayed, resulting in an increase in mortality from these diseases.
 <p>Quality Education</p>  <p>Decent Work & Economic Growth</p>	<ul style="list-style-type: none"> • The pandemic revealed a digital gap, impacting participation in on-line learning. • Increase in student dropouts because of shortage of available electronic tools, especially in vulnerable communities, resulting in an educational gap. • An increase in the number of students moving from private to public schools. • A drop in kindergarten enrollment because of the move to on-line learning. • Vocational training programmes were additionally disrupted. • In higher education universities and staff encountered difficulties in the shift to on-line learning and in developing electronic content for the different streams. • Students with disabilities faced challenges in reaching on-line learning services.



- Increase in reported domestic violence during the pandemic, against women, girls and children.
- Difficulties encountered by victims of domestic violence in reaching protection and prevention services and access to courts as usual.
- The closure of schools and nurseries increased the burden of unpaid care work on women in general and on working women in particular.
- Women's unemployment increased from 24.1% in 2019 to 30.7% in 2020.



Clean water
& sanitation



Affordable &
clean energy

- Increased groundwater pumping, with initial readings suggesting an increase in demand by 10% during the lockdown.
- An increase in electrical energy consumption accompanied this.
- The pandemic contributed to a delay in the implementation of capital expenditure projects.



Sustainable
Cities &
Communities

- Closures and lockdowns highlighted difficulties for residents in reaching services, food, and dealing with household waste.



Responsible
Consumption
& Production



Climate
Action



Life Below
Water



Life on Land

- A marked increase in solid waste, with the challenge in dealing with it, specifically medical, organic, single-use plastic and dangerous waste.
- Increased pressure on natural resources.
- Capital expenditure projects had to stop due to limited available funding.
- Biodiversity and natural ecosystems conservation programs were hindered.
- Revenues of eco-tourism in protected areas impacted.
- Climate finance impacted by more focus on pandemic-related finance and expenditures.

Measures to counter the Covid-19 pandemic

Enhancing access and quality of health care

Following the first period of strict lockdown, Jordan soon understood the critical importance of strengthening and enhancing the capacities of the medical sector. To this effect, and under the Directives of His Majesty, the Government sought to upgrade the

healthcare response by increasing hospitals' capacities and ensuring the adequate availability of testing infrastructure across the Kingdom, and as reflected in the figure below.

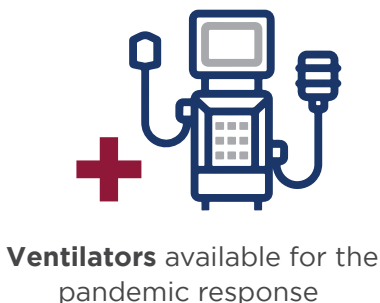
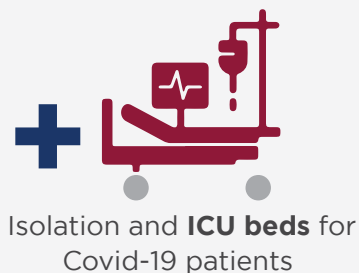
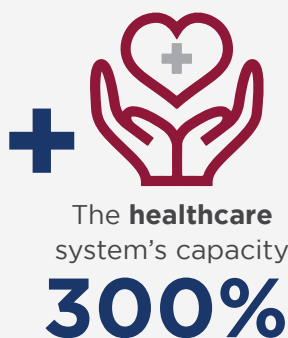


Figure 10: Healthcare measures in response to the pandemic

Other measures that were taken included:

- Through a trusted partnership with the private sector, the Government rented a private hospital to increase the capacity to deal with Covid-19 patients, and signed agreements to treat those patients at private hospitals at the Government's expense. Agreement was also reached to reduce the cost of treating Covid-19 patients at private hospitals.
- The medical sector was equipped with additional medical and nursing personnel. Training programmes are being expanded to include new specialties and cover shortages in more significant numbers.

The Government also contracted large quantities of the vaccine from multiple sources as early as possible. The national vaccination programme included clear criteria,

prioritisation of age groups and vulnerable segments, and accompanying infrastructure (including drive-through vaccination sites). It was also coupled with a strong awareness campaign to ensure that people were fully informed of the national vaccination programme. To leave no one behind, the vaccine was made available to everyone in the Kingdom: citizens, residents, and refugees, for everyone stood on equal footing in the face of this virus. Jordan was, in fact, among the first countries in the world to include refugees in its vaccination campaign. Jordan also established the National Epidemiology and Infectious Disease Centre. The Centre aims to strengthen health and safety measures, monitor public health, develop information systems, and curb and prevent the spread of epidemics and infectious diseases.



Provision of social protection and employment support

A small and open economy with strong regional and international linkages, Jordan was particularly exposed to the consequences of the pandemic. The Government was thus forced to undertake exceptional measures, despite a significantly reduced fiscal and revenue base, so as to support the private sector (especially small and medium enterprises - SMEs), halt the slide towards unemployment and poverty by issuing a legislative framework to preserve the largest number of jobs and establish an electronic platform to receive complaints of employees about violations in the workplace, as well as to ensure the provision of social protection services to all vulnerable groups. Efforts were committed to maintain the ongoing provision of electricity, the sustainable provision of oil derivatives to all inhabitants and critical sectors, in addition to Syrian camps.

Protection of the poor and vulnerable

Protection of the most vulnerable and poorer segments was central to the Government's response, with efforts including ongoing regular cash transfers and emergency cash transfers. The emergency cash transfers specifically targeted daily workers impacted by the lockdowns and there was also an increase in the number of families supported under the National Aid Fund (NAF).

To deal with family violence, there was an increase in the cadres to provide services and cover gaps because of the lockdowns. It should be noted that mechanisms were developed to assist women in accessing services, such as for example, alimony transfers, and in cooperation with CSOs to increase geographic coverage.

Support the private sector, SMEs, and job protection

Considerable efforts were committed to supporting employment and the private sector across the Kingdom, including through:

- Issuing Defense Orders to support employment and prevent lay-offs in the private sector.
- Estidama programme was launched in December 2020 to support wages and social security contributions of formal workers employed in companies affected by the pandemic for six months. Estidama was extended to June 2022, which showed that the private sector is still affected by the pandemic. In 2021 around 111,000 workers were supported across 6800 different establishments. In 2022 around 20,000 workers continue to be supported in the businesses that continue to be affected by the pandemic.
- The imprisonment of individuals convicted for defaulting on paying debts at a certain value was suspended due to the economic conditions resulting from the pandemic.
- Self-employed workers registered with the Social Security Corporation (SSC) and those with low income were enabled to withdraw a limited amount from their retirement benefits.
- Provided support and facilitation with respect to taxes, electricity bills/tariff and support the export of medical equipment and appliances.



- Support industrial companies to shift towards online work and digital marketing as well as support with respect to shipping costs.
- Targeted support was also extended to the tourism sector including through establishing a support fund and reducing the sales tax, in addition to support extended to kindergartens, thereby expanding support to women-owned businesses in this sector.

The Central Bank of Jordan (CBJ) implemented several measures to protect the private sector from the impact of the pandemic, in the amount of Jordanian dinar (JD) 2.7 billion and around 8.6% of GDP, including through a credit facility with soft terms, lowering the interest rate by 150 basis points, enhancing banking liquidity, enabling commercial banks to postpone dues from firms in affected sectors, amending its funding programme by lowering the cost of credit, terms of access to include financing of working capital and operational costs, in addition to the postponement of the repayment of loans. Efforts were directed towards expanding the use of e-payment and digital financing.

Himmat Watan (A Nation's Effort)

The fund Himmat Watan was launched to support the country's efforts to counter the pandemic and mitigate its repercussions. Funded through private sector donations, it contributed to building a sense of communal solidarity and mutual support among all in the face of the pandemic. Funding received was channeled to support efforts in the health care sector, and contribute to measures to alleviate the impact of the virus on vulnerable and underprivileged communities.

Distance learning

The pandemic resulted in challenges in the face of guaranteeing the right to education. As with the rest of the world, the Government had to resort to delivering learning through electronic means, despite its evident shortcomings. Initially, the Government televised lessons through special channels as an interim solution to ensure as much access as possible. Subsequently, an Emergency Education Plan for 2020-2023 was launched to provide a sustainable, interactive, and responsive learning environment. This was developed in partnership with the private sector and the international community, and was constantly adapted in response to comments and feedback. With the return to in-person learning along with the improved health situation, a remedial plan was implemented to support children recover learning losses by focusing on basic concepts and skills.

In higher education, universities are being encouraged to move to strengthen on-line learning, and a national centre for the use of technology and integration of open sources of learning is being established. New streams are being set up to meet the demands of the local and international markets.

The path to recovery and building back on more resilient grounds

Jordan's strong fiscal and monetary response to the pandemic and which reached JD3 billion, coupled with the vaccination drive and the opening-up of economies, enabled a return to economic growth, registering 2.2% in 2021. Moving forward, however, Jordan wants to ensure that our development is anchored on foundations of resilience so that we can better withstand the impact of future crises. We also aspire to drive recovery through green measures and the mainstreaming of climate actions into national and local development planning.



also held with the heads of committees of both houses of Parliament to gain consensus on the objectives and priorities that would best contribute to the recovery. Meetings underlined the importance of addressing unemployment, stimulating economic activity, and maintaining overall monetary and fiscal stability. The following figure shows the pillars and objectives of the GEPP:

Pillars and objectives of the GEPP

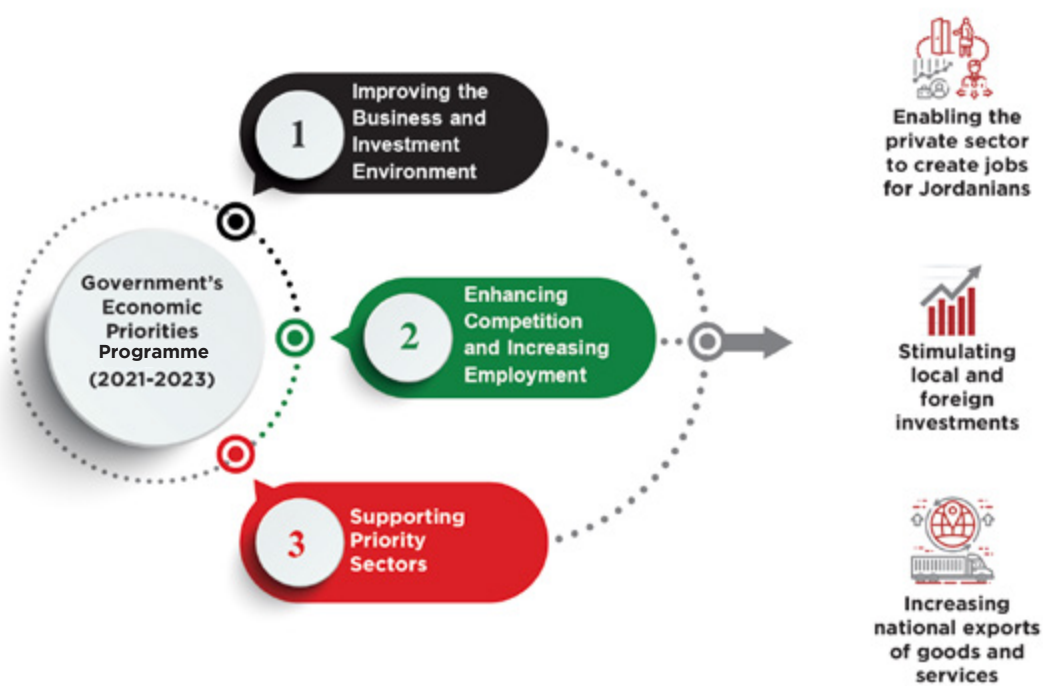
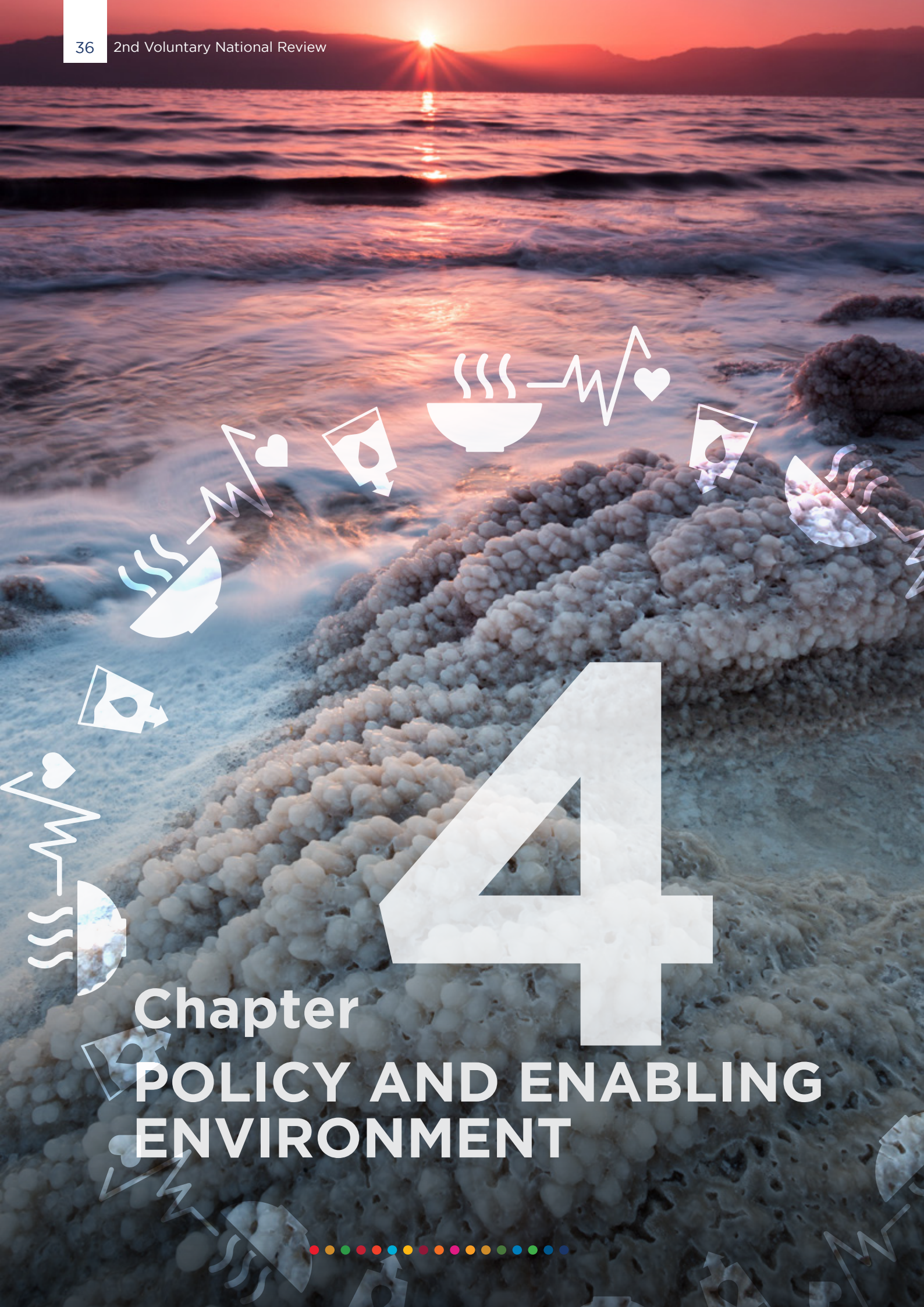


Figure 11: GEPP pillars





Chapter

POLICY AND ENABLING ENVIRONMENT



Chapter 4:

POLICY AND ENABLING ENVIRONMENT

Jordan's institutional framework for implementing the 2030 Sustainable Development Agenda

As highlighted in the 2017 VNR and affirming Jordan's commitment to the 2030 SDGs in line with national priorities, the implementation of the 2030 Agenda was integrated into existing governmental and institutional frameworks. This ensured that no new mechanisms were established that may lead to duplication. The VNR preparation process showed the effectiveness of the task forces that were established to review the efforts to achieve the SDGs, especially given that their membership entailed all relevant parties to achieving the goal, including governmental entities, the private sector, CSOs and donor community representatives. This is in addition to the core group within each task force composed of the head of the task force, the MoPIC representative, DoS representative and the UN organisation of relevance. Based on this, it was decided to amend the governance framework to make permanent

these task forces. This should contribute to strengthening the capacity to monitor and evaluate the implementation of the 2030 Agenda in an ongoing manner.

The figure below shows the amendments that were made to the institutional framework. It showcases the relationship between the committees and the development planning processes on both the national and local levels. the relationship of the task forces and the committees, and main institutions representing the governorates and municipalities level, The figure further outlines the three levels of work: the strategic and policymaking, the planning and the implementation, monitoring and evaluation.



Institutional framework to implement the 2030 Agenda

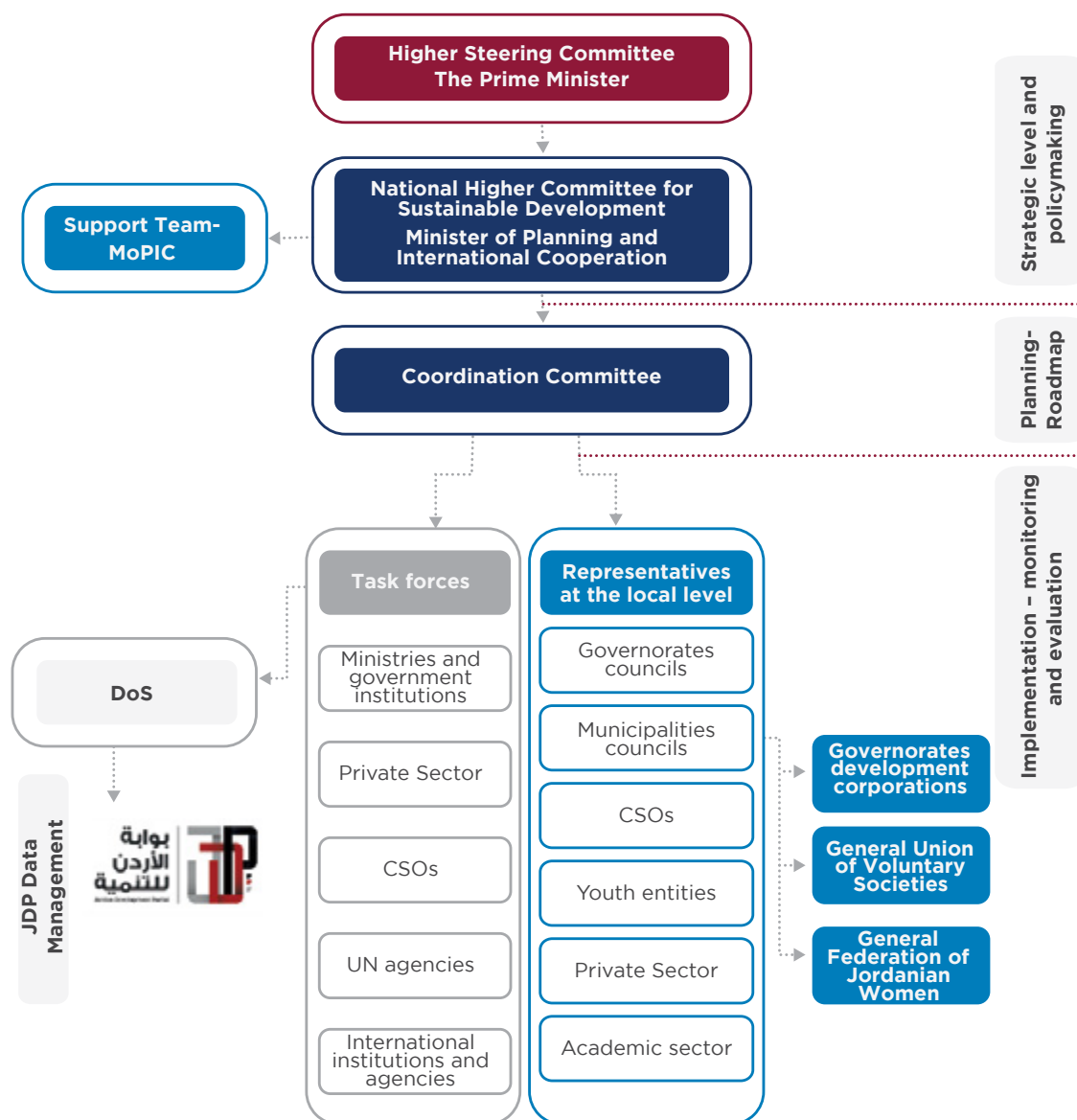


Figure 12: Institutional framework to implement the 2030 Agenda

The Higher Steering Committee is headed by the Prime Minister and includes relevant ministers (and, when required, all the cabinet/council of ministers), the private sector and CSOs. The committee oversees the preparation of long-term plans such as 'Jordan 2025', and executive plans based on this, such as the GIEP.

The National Higher Committee for Sustainable Development was established in 2002, following the announcement of the Millennium Development Goals, to act as a reference for all issues related to sustainable development. The committee is headed by the Minister of Planning and International Cooperation with membership from relevant line ministries, the private sector, CSOs,



and representatives of women, youth, local communities, as well as the Senate (upper house) and House of Representatives (lower house) in Parliament. The membership of the National Higher Committee for Sustainable Development was expanded in March 2017 to include broader Government and civil society participation, with the view to ensuring better alignment with the 2030 Agenda. The committee oversees the priorities as well as the decisions and recommendations related to the 2030 Agenda, in addition to following up on them. Its terms of reference include:

- Contribute to formulating priorities that are in line with socio-economic development without harming natural resources;
- Ensure the mainstreaming of the 2030 Agenda within national and sectoral strategies and plans;
- Supervise the preparation of progress reports related to sustainable development;
- Endorse national executive plans;
- Endorse frameworks proposed by sub-committees to support local development, enhance decentralisation and empower local councils;
- Propose new and review existing legislation, and propose amendments, in line with sustainable development needs;
- Establish technical committees/working groups as required.

For its part, **the Coordination Committee** provides direct supervision and management during the preparation of the EDPs and ensures mainstreaming of the SDGs, targets and indicators, in addition to ensuring the inter-linkages between the sectoral task forces and the outcomes of their work.

The committee is headed by the Secretary General of MoPIC with membership, including ministries and government institutions, as well as other stakeholders. Its terms of reference include:

- Manage and supervise the preparation of national executive plans based on 'Jordan 2025', the national sectoral strategies, as well as the 2030 Agenda.
- Review and endorse the deliverables received from task forces and ensure harmonisation among different development sectors;
- Review indicators as well as monitoring and evaluation reports before submission to the National Higher Committee for Sustainable Development.

As for **the task forces**, their terms of reference include:

- Analysis and identifying opportunities, challenges and issues;
- Identify short and long-term sectoral priorities and goals, policies and actions from programmes and projects;
- Mainstream gender into national plans;
- Ensure integration of the 2030 Agenda and in line with national priorities;
- Identify indicators for monitoring based on results;
- Identify priority development projects and their financing needs.

Since 2017, MoPIC works closely with all ministries and government institutions to align the SDGs with sectoral policies. It ensured that the most relevant SDGs targets and indicators were selected and were linked to specific projects and budget allocations.



Data and indicator management through the Jordan Development Portal (JDP)

A key distinguishing feature of the 2030 Agenda is its focus on specific targets and indicators that enable monitoring progress in implementing the SDGs. The 2030 Agenda further encourages states to continue to develop SDGs indicators towards further disaggregation. In so doing, and strengthened by data, states can gradually formulate national development policies that ensure no one is indeed left behind. Jordan aspires to reach this level of data development and, to this effect, worked on building and strengthening its SDGs database. This is in line with the DoS' National Strategy for Development of Statistics 2018-2022, which underlined the importance of having an efficient and effective national statistical system that is responsive to users' needs for reliable and quality data. The strategy refers explicitly to producing and developing sustainable development indicators. DoS established the Sustainable Development Unit, charged with collecting sustainable development data, and which acts as the focal point with national and international partners.

Jordan established the JDP, which represents a centralised platform for economic, social and environmental indicators. A key component of the portal are the SDGs targets and indicators. It aims at empowering data owners and enables them to submit information to the system directly. Importantly, it can be accessed by all, honoring the right of access to information and transparency. Work is underway to develop a mobile application for the portal, which will facilitate access and use of information in a wider and more comprehensive manner.

Within the VNR preparation process and the efforts of the task forces, SDGs data on the JDP were analysed, verified and updated. Additionally, the validity of the national sources of indicators data was checked. As a result of this collective effort, SDGs data

availability from national sources increased to 60.35% of the available SDGs data. Out of the 169 available indicators codes, there are 102 indicators codes from national sources and 67 international codes at 39.65% of the available data.

It should be noted that the methodology that was adopted in establishing the task forces, ensuring DoS representation in each taskforce, and providing the task forces with the initial data available on the JDP, contributed indirectly to activating the ecosystem, and enriching the JDP with accurate, sustainable and national data sources. This also led to increased awareness among all partners of the importance of the JDP, and its establishment as the main source in the future for all indicators data and unifying it, especially when it comes to monitoring progress and achievements at the level of each goal as well as facilitate their integration into different sectoral strategies and plans.

Partnerships

Jordan's efforts to implement the 2030 Agenda is enabled by strong partnerships with the private sector, CSOs, academia and the international community. This is done through a variety of mechanisms, including as partners in implementing projects, establishing joint task forces, academic programmes, seminars and workshops, studies, as well as awareness-raising activities. Jordan's trusted and special relations with countries, international institutions and UN organisations contributed to supporting Jordan in funding projects, capacity building and knowledge transfer. This bolstered our efforts to face the challenges of the past years. Jordan understands that in the context of limited resources, fiscal constraints and high debt levels, and given the critical need to enhance societal ownership of the 2030 Agenda, the benefits from such partnerships will only increase over time.



Through the below figure, we attempt to highlight some of the major partnerships of note that have been established across the goals.



Figure 13: Partnerships



Academia

- Exchange knowledge and expertise such as the Water Diplomacy Initiative and the start of a graduate programme in water and sanitation (SDG6).
- 3 committees were established in 2021 to study issues related to the electrical system, renewable energy and energy efficiency, as well as mineral resources (SDG7).



The International Community

- Partnerships that helped support efforts in meeting health needs of Syrian refugees.
- Signature of international employment partnerships.
- Bilateral relations with countries, organisations and international financing institutions are framed within agreements that identify joint priorities, projects, and pillars to work on within a specified timeframe.
- The JRP represents an example of close collaboration and partnership between Jordan and the international community to mitigate the impact of the Syrian crisis and through support to host communities and Syrian refugees.
- Offer humanitarian services for Palestinian refugees.



Private Sector

- Encouraged to adopt a partnership with the public sector in social protection strategies (SDG1).
- Establishing a complex for agricultural industries which will operate on a public-private partnership (PPP) basis (SDG2).
- Medical tourism through the coordination and supervision over private hospitals in addition to service purchasing agreements with the private sector (SDG3).
- Projects are implemented with the private sector on a BOT basis, in addition to cooperation on reducing water losses and increasing energy efficiency of water stations and the operation of desalination plants (SDG6).
- A partnership council with the private sector was established in 2015 and a working team set up with partners to follow up on developments related to the sector. The private sector is a partner in implementing many projects (SDG7).
- A strong partnership to implement various projects including disposal and transport of dangerous and medical waste, in addition to training of cadres in the health sector (SDG12).



CSOs

- Monthly cash support and/or food support, bolstering food security for vulnerable communities (SDG1 and SDG2).
- The National Team for Family Protection and Shama'a Network to counter violence against women (SDG5).
- Strong coordination and cooperation across all ministries and working institutions in the field of education, including international organisations and CSOs (SDG4).
- Awareness-raising and capacity building (SDG6).
- Raising awareness and information, including through the media, lectures and specialised workshops (SDG7).
- Implement projects in the field of waste management and recycling (SDG12).
- Cooperation in several projects to protect the marine environment in the Gulf of Aqaba (SDG14).
- A joint committee was established between ministries to implement the recommendations of the UN human rights mechanisms and the Human Rights Action Plan, and through which there is regular discussions with CSOs (SDG16).

Alignment of SDGs in national developmental strategies

The Government Indicative Executive Programme 2021-2024 - GIEP

The GIEP is Jordan's medium-term national development plan. It encompasses the vision and a comprehensive approach to dealing with economic, social, political and reform issues of the different sectors, and within a timeline, with clear tools for monitoring progress. It was developed in the context of the pandemic and therefore accounted for its impact and directs resources to enable Jordan to deal with them. The Government is committed to undertaking regular reviews of the GIEP, to include any developments and updates with respect to the pandemic and the economy (given the regional and international contexts). The GIEP pillars reflect Jordan's commitment to integrating the requirements of meeting the 2030 Agenda within the comprehensive national framework of development plans.

The GIEP covers seven key pillars, constituting 24 developmental sectors, to be implemented and followed upon by over 100 entities, ministries, public and civil institutions, as well as the private sector. It was developed through a participatory approach with all relevant ministries and government institutions and is based on the economic references, plans

and developments. It took into account the participation of the private sector and CSOs in development and the complementarity of roles. The outputs of government meetings with the private sector and CSOs as well as comments and interventions of MPs during confidence sessions of Parliament, were incorporated as much as possible.

The Inter-Ministerial Committee for Women's Empowerment IMC-W contributed to strengthening cooperation and coordination between the Government, CSOs and the international community in order to mainstream gender into efforts to update the GIEP for 2022, and in the response and recovery from the pandemic.

The figure below shows the GIEP's key pillars and the most important linkages with the SDGs, whether through programmes or projects, or the indicators that were incorporated. It should be noted that the GIEP includes 72 SDGs indicators, and work will continue to incorporate more SDGs indicators as it undergoes regular updates and reviews.



Linkage diagram between GIEP pillars and SDGs

Pillar	1	2	3	4	5	6	7	8	9	10	11	12	13	14	15	16	17
Structural and Economic Reforms	●	●			●	●	●	●	●	●	●	●				●	●
Political Development, the rule of law and countering corruption					●					●						●	
Transforming into a digital and green economy				●				●	●		●	●	●	●	●		
Encouraging investments and productive sectors		●						●	●								
Infrastructure services						●	●				●	●	●				
Social Services	●	●	●	●	●			●									
Employment and fighting poverty	●	●			●		●	●									

Pillar	Related SDGs	Interlinkages
Structural and Economic Reforms	SDG1 SDG2 SDG5 SDG6 SDG7 SDG8 SDG9 SDG10 SDG11 SDG12 SDG16 SDG17	<ul style="list-style-type: none"> Implement structural, economic and financial reforms within the framework of the Reform Matrix. Public Finance. Development of the public sector and government services. Improve the business environment. Promotion of investment and exports in addition to trade facilitation. Access to finance. Address labour market imbalances to improve access to jobs, especially for women. Strengthening social protection. Develop the transport sector and energy sector, while strengthening the water sector. Support the tourism sector.

Pillar	Related SDGs	Interlinkages
Political Development, the rule of law and countering corruption	SDG5 SDG10 SDG16	<ul style="list-style-type: none"> • Develop a more advanced and inclusive democracy. • Empowering the judiciary and supporting the rule of law. • Empowering political parties, women and youth. • Activate the role of oversight institutions, including in confronting corruption in all its forms.
Transforming into a digital and green economy	SDG4 SDG8 SDG9 SDG11 SDG12 SDG13 SDG14 SDG15	<ul style="list-style-type: none"> • Improving the provision of government services and raising the efficiency of government performance through digital transformation. • Development of the higher education system and scientific and technological research. • Supporting research and development in all its forms • Transitioning towards a green economy.
Encouraging investments and productive sectors	SDG2 SDG8 SDG9	<ul style="list-style-type: none"> • Creating an attractive and stimulating environment for investment and doing business. • Support sectors such as agriculture, food, chemical and pharmaceutical industries and developing promising sectors within the framework of the transition to the digital economy (such as creative industries and artificial intelligence).
Infrastructure services	SDG6 SDG7 SDG11 SDG12 SDG13	<ul style="list-style-type: none"> • Improve the quality of infrastructure for water and sanitation, public transport, roads and airports, energy and electricity, and municipal services. • Strengthening the interconnections between energy and water.
Social Services	SDG1 SDG2 SDG3 SDG4 SDG5 SDG8	<ul style="list-style-type: none"> • Improving primary, secondary and tertiary health services. • Improving the infrastructure of hospitals and health centres. • Launching and implementing the universal health insurance system by 2023. • Develop the education sector and providing educational services to all. • Covers the poor, youth, women, and persons with disabilities. • At the project level, includes financial support to the school feeding programme in public schools and UNRWA schools. • Funding resources allocated to integrated education programmes to meet special education needs.
Employment and fighting poverty	SDG1 SDG2 SDG5 SDG7 SDG8	<ul style="list-style-type: none"> • Adopting policies, programmes and projects that increase employment opportunities. • Strengthen the vocational and technical training system. • Implement productive and investment interventions that reduce poverty and unemployment in the governorates. • Providing energy sources through a project to install solar power stations for low-income families to protect them from changes in electricity tariffs.



The GIEP took into account, among its main references, government plans and strategies that are compatible with the SDGs, in order to ensure that these strategies are linked with national goals and government priorities. Examples of these plans and strategies are the following:

The Green Growth National Action Plan 2021-2025

The Green Growth National Action Plan 2021-2025 aims at achieving green growth, defined

as one that is “environmentally sustainable and socially inclusive.” The Plan mainstreams climate and green investments into six key sectors: Agriculture, Energy, Tourism, Transport, Water, and Waste, with 86 priority enabling policy actions and projects identified for implementation. It is aligned with the 2030 Agenda and Jordan's NDC.

Sustainable Economic Growth			
Enhanced Natural Capital			
Climate Change Adaptation and Mitigation			
Resource Efficiency			
Social Development and Poverty Reduction			

Source: The Green Growth National Action Plan 2021-2025

National Strategy for Women in Jordan 2020-2025

Jordan considers SDG5 at the heart of sustainable and comprehensive development in all its dimensions and such that it leaves no one behind. The strategy and its general framework was based on international

commitments, including the 2030 Agenda. The NSW's outcomes were linked with the SDGs generally, and with 32 indicators specifically. The strategy is aligned with different SDGs as follows:

Women and Girls Are Able to Exercise Their Economic, Political and Human Rights and Freely Lead and Participate in a Society Free of Gender-Based Discrimination:




Women and Girls enjoy a Life Free of All Forms of Gender-Based Violence



Positive gender norms, roles and attitudes support gender equality and women empowerment



Institutions are executing and sustaining policies, structures and services that support gender equality and women empowerment in alignment with Jordan's national and international commitments



The National Strategy for Social Protection 2019-2025

The National Strategy for Social Protection reflects Jordan's staunch commitment to ensuring that all citizens enjoy dignified living, work opportunities, and access to social services. It is organised around the following objectives:

Ensure private-sector-focused labour market, decent working conditions and social insurance.



- Increase work-related protection including identifying child labour.
- Expand employment opportunities.
- Increasing efficiency of government expenditure on work programmes, including technical and vocational training.

Provide targeted social assistance



- Improve social assistance programmes.
- Simplify and consolidate the existing social assistance programmes, and expand targeting the poor.
- School feeding programme to improve quality; enhance poverty-targeting of beneficiary schools; and raise awareness of healthy nutrition.

Provide universal, high quality, basic services including education, health care, and services to individuals with special needs



- Ensure equitable educational services for all, including for the poor and children with disabilities.
- Align the education system with the labour market.
- Reach universal and equitable health insurance.
- Improve primary health care services.

The National Food Security Strategy 2021-2030

Ensure Food Availability at the National, Household, and Individual Level



- Adopt good agricultural practices, optimal use of limited resources such as water, use of modern technologies, and sustainability of agricultural industries, generating employment opportunities, especially among youth and women, integrating climate-smart agriculture and benefit from renewable energy.
- Investing in agricultural and food security, in addition to technology transfer and training
- Limit food loss and waste through awareness-raising and use of technologies to increase the lifetime of food products.

Improving Access to Food

Empower people economically to have access to food, implement measures to support marginalised and vulnerable segments, and improve the livelihoods of poor families.

- Reduce the number of families that suffer from food insecurity through social protection networks.
- Provide access to work opportunities.

Enhancing Food Stability

- Implement measures to counter malnutrition among other related measures

Strengthening Food Security Governance

- Strengthen food systems research, innovation, and technology development.

National Strategy for Human Resources Development 2016-2025**Early Childhood Education and Development**

- Ensure and increase access to early education, improve health and nutrition of children and mothers, and calls for legislative amendments to require workplace daycare.

Basic and Secondary Education

- Increase access to high-quality schools, expand school feeding programme and ensure it reaches the students most in need, and improve water, sanitation and hygiene facilities.

Technical and Vocational Education

- Establish pathways to promote and recognise all forms of learning and skills development, create new options for high-quality tertiary technical and vocational education, in addition to facilitate employment and progression.

Reflecting on the interlinkages between the SDGs

Jordan views the 2030 Agenda as a holistic and comprehensive framework for meeting our development aspirations. We fully understand that a purely economic-centric approach to development that neglects social and environmental repercussions is not a durable or just approach. Similarly, without measures to enhance the rule of law, transparency, and integrity, the potential for meaningful economic investments is negligible. Economic growth is also difficult without a sound fiscal framework, enhanced domestic revenues, and sustainable debt management strategies.

Jordan attempted to develop strategies that fully reflect the multiple dimensions of development. For example, the National Food Security Strategy is concerned with several SDGs, in addition to its direct relevance to SDG2. This would include SDG1 and SDG8 as it seeks to enable people and provide working opportunities in rural areas. With respect to SDG5 and SDG6, Jordan adopted a policy that identifies key gender issues in the water sector and opportunities to strengthen the contribution of women in water management. Similarly, with respect to SDG2, SDG6, and SDG7, Jordan is addressing issues of water losses in farming and works on strengthening sustainable agriculture and dealing with climate change, including through water harvesting and its re-use. An energy policy for the water sector was also prepared, a study is currently underway to evaluate electrical load management in the water sector, in addition to the economic feasibility of storing hydropower in dams.

As for the transport sector and given its significant energy consumption, the Transport Strategy 2020-2030 encourages the expansion in the use of electric means of transport which should enhance energy efficiency and reduce carbon emissions.

To this end, the strategy highlights the importance of providing adequate numbers of charging stations and adopting the use of electric cars and buses in greater numbers in the governmental sector, in addition to encouraging the shift towards electric trucks. On the other hand, work on improving transport means and implementing school feeding programmes contributed to achieving targets under SDG4.

Jordan considers the development of technical and vocational training within the framework of the National Strategy for Human Resources Development 2016-2025 an issue of high importance, given its impact on achieving SDG8, and contribution to SDG9. Moreover, and through adopting renewable energy and energy efficiency policies, contributions were made to meeting SDG7, SDG8 and SDG9 in terms of the support for industrial development, and therefore providing working opportunities.

It is worthy to note that the CBJ joined the Network for Greening the Financial System, a network of 100 central banks and financial supervisors that aims to accelerate the scaling up of green finance and develop recommendations for central banks' role for climate change. The CBJ's move is part of Jordan's response to climate change and its effort to mitigate its impact on the national economy of the Kingdom, in addition to educating the banking and financing sector about its consequences.

Leaving No One Behind

As Jordan reflects on the interlinkages between the goals, the principle of 'Leaving no one Behind' is also an integral part of the Government's approach, and is led by many institutions of relevance. With respect to gender and ensuring women's full participation in public life, institutions are working on the integration of the strategic needs of both genders, their challenges and



priorities, irrespective of age or location, on the development agenda. In this context, work is underway on integrating the NSW into the GIEP, and this is complemented by the government's gender mainstreaming policy to deal with gender equality and enable women in their work. It should be noted that gender audit processes in different public institutions were conducted, with many undertaking reviews based on this to integrate gender. There is additionally a planned review of the work of NAF from a gender perspective. Jordan also sought to legislate its efforts in this regard, for example through legal reforms that strengthen gender equality, ensure appropriate working environment, integrate the principle of equal pay for equal work, expand childcare and adopt flexible work.

The HCD conducts similar efforts to ensure that persons with disabilities are not left behind, including through the review of national legislation in consultations with persons with disabilities, and integrating them into all aspects of life, especially the education sector. A review and adoption of legislation related to employment of persons with disabilities was also undertaken. Additionally, important strategies and plans were developed in this respect, including the 10-year Strategy for Inclusive Education and the national plan to find solutions as well as temporary and permanent alternatives to residential care institutions for persons with disabilities. The implementation of this plan will transform all residential care institutions into integrated ones, and persons with disabilities will be re-integrated into society. This is a pioneering experience at the level of the Arab region, and was launched for the first time in Jordan. A by-law was issued for alternatives for residential care institutions to help implement the plan. There is also the national plan to correct the status of existing buildings and public facilities to make them accessible to persons with disabilities. In this respect, the number of schools that now

include facilities for persons with disabilities have increased in the past period and since our 2017 VNR. As a result, the number of students with disabilities that were integrated into schools have increased. Persons with disabilities who were accepted into official universities receive exemptions from tuition fees. Moreover, the National Strategy for Social Protection included pillars related to the integration of persons with disabilities into society and the education sector.

To support vulnerable communities, Jordan increased the minimum wage and new segments of uninsured individuals were added to the national health insurance. Work is underway to expand the segment of beneficiaries from NAF in health insurance. Jordan also continues to harness the use of technology toward poverty alleviation. This was done by establishing the National Unified Registry to improve targeting systems for beneficiaries of social protection networks and strengthen the process of data verification. Partnerships with telecommunication operators supported establishing e-wallets on mobile phones to distribute assistance to beneficiaries.

Jordan's commitment to leaving no one behind is reflected in our continued openness and support to around 4 million refugees, for whom we provide care and basic services including health and education despite our limited resources. An example of note are efforts to encourage Syrian children to return to schooling with campaigns to counter school drop-out, bullying and violence amongst students. Measures were also taken to facilitate the acceptance and registration of Syrian students in higher education, in addition to extending work permits to help their entry into the labour market. Jordan is also committed to its support to UNRWA, and contributes to providing textbooks to UNRWA schools to ensure the education of Palestinian refugee children.



Structural issues and barriers faced in implementing the 2030 Agenda

Jordan faces significant challenges in implementing the 2030 Agenda, some of which were the result of regional and international contexts, and others that are related to domestic factors, key among them are highlighted below:



External factors

The regional context limits the Kingdom's ability to build on developmental achievements in a sustainable manner. Regional conflicts over the past years have led to disruptions in tourism and trade flows. As a major importer of food and energy, Jordan is additionally impacted by fluctuations in international prices, an issue we are currently witnessing with the war between Russia and Ukraine that has led to disruptions in supply chains and increases in oil and basic commodity prices. The conflict and its associated inflationary pressures come at a time when the world, and Jordan, are setting the economic foundations for a recovery from the pandemic. This could ultimately slow the pace of progress in this regard.



Domestic elements

The above issues impact the available resources domestically that can be harnessed to meet the 2030 Agenda. This review process revealed the limited resources and significant funding gaps that face different institutions. In this context, it becomes increasingly necessary to utilise available resources in a more effective and efficient manner.



Water, Energy, Food and Climate Change

Jordan faces significant challenges when it comes to water and energy. Jordan's water deficit reached 23% of its annual water budget in 2020, as a result of growing demand, climate change, and the increasing needs of the different economic sectors. The average Jordanian per capita consumption of water is about 65 liters per day, less than the minimum recommended globally at 100 liters per day (according to WHO standards). Jordan is also highly dependent on energy imports, importing around 89% of its total needs in 2020. Jordan also depends on imports to provide a large part of its food needs, especially grain, oils, rice and sugar.

These issues are compounded by climate change risks associated with extreme temperatures, drought, floods and storms that have increased in frequency and intensity. Floods experienced in past years have resulted in damage to urban infrastructure, housing and properties. Climate change has also impacted marine biodiversity and coastal ecosystems in Aqaba governorate, in addition to the direct impact felt by rain-fed agriculture and livestock breeders. Urban areas are expected to be particularly affected in socio-economic terms by climate change, especially because of likely migration from rural areas to cities, with its implications on unemployment, poverty and infrastructure.



Poverty and unemployment

Dealing with issues of water, energy and food effectively, and in a manner that ensures their sustainability for the future is critical if Jordan is to strengthen its national industrial and productive base. A challenge that Jordan must contend with is the high rate of unemployment, especially among youth, however, accompanied by the need to ensure that labour has the skill set and capacities to fill the market's requirements. In tandem with this is women's continued low economic participation rates, despite high levels of education. This will necessitate ongoing actions to provide the appropriate environment within the labour market, including flexible work, care services and safe transportation. High unemployment rates mean increased incidences of poverty, with Jordan witnessing increases in demands for social protection services and new categories of poor entering the social protection system.



Challenges related to working on the 2030 Agenda

The VNR preparation process contributed to shedding light on issues related to governance as well as the institutional and technical capacities that need to be addressed to accelerate the implementation of the SDGs. This includes challenges pertaining to data development including with respect to sex, age and disability, the need to work on sustaining policies and leadership while avoiding duplication, overlapping efforts and multiple entities dealing with implementation.



Chapter 5 PROGRESS IN REACHING THE SDGs



Poverty with all its social and economic implications is one of the most important challenges facing Jordan, and the National Strategy for Social Protection 2019-2025 was developed to address and limit this. This is done through providing opportunities to Jordanian families to achieve economic self-sufficiency through the labour market, enabling citizens through education, health care, and social services to individuals in need to ensure they remain integrated into their families and communities, in addition to targeted social assistance that enables the poor to maintain decent levels of consumption for their basic needs and with dignity.

This goal intersects with all the SDGs, and especially SDGs 2, 3, 4, 5, 8, 15 and 16. Governmental and non-governmental organisations contribute to eradicating poverty in Jordan by providing various financial, food and in-kind assistance to support families and other segments that are in need. Recent years saw intensified efforts to prepare other relevant strategies and plans such as the school nutrition programme, the National Food Security Strategy and others that contribute to maximise the effort of eradicating poverty.



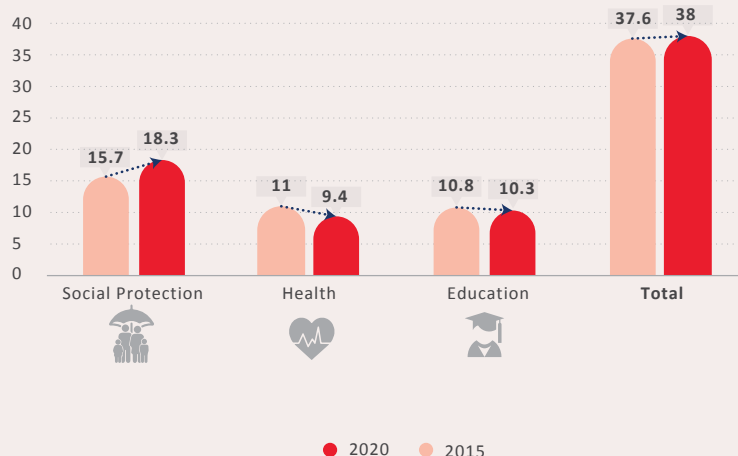
- Providing services to poor and needy families through the main cash assistance programme, targeted assistance programmes, temporary cash programmes in response to the pandemic, and the government support programme (bread subsidy programme), to meet the target of reaching the poor and the population that are at risk of falling into poverty.
- Efforts are committed to empower and support productive families with projects related to food and nutrition, and to support charity associations with productive projects. Funding is also extended to poor families with small loans to provide food and implement income generating projects from loan portfolios (credit funds) through charity associations. Jordanian product exhibitions are held to market food products made by poor families and local charity associations.
- Work to reduce unemployment through job creation programmes across all areas of Jordan by identifying job opportunities within the private sector and linking employers with job seekers. Efforts are also directed towards developing an economic empowerment programme for beneficiaries from national aid (graduation), linking the poor and the less fortunate with job opportunities and employment services, with the objective of supporting and facilitating the move from assistance receiving families to working families.
- Provide financial and technical support to establish or develop micro, small and medium projects with the aim of enabling individuals and families to engage in productive work.

Source: Department of Statistics

A large group of approximately 30 women and children are posed for a group photograph in front of a simple, single-story building with light-colored walls and blue trim around the windows and roofline. Many of the women are wearing headscarves in various colors, including black, white, and blue. The children are dressed in casual clothing. The group is arranged in several rows, with some individuals kneeling or sitting in the front. The building behind them has a few windows with metal grates and a small sign on the left wall. The overall atmosphere is formal yet community-oriented.



1.a.2 Proportion of total government spending on essential services (education, health and social protection)



Source: Department of Statistics

- Issuing the Social Security Executive Instructions to include workers in flexible work, temporary and part-time workers, and expanding the scope of social security in introducing maternity and unemployment insurance. The amended Social Security Law gave the authority to reduce social security contributions incurred by start-ups. The 'Include Yourself' initiative was launched to preserve the rights of workers in the facilities they work for. With regard to social protection for the elderly and daily workers, a percentage not exceeding 50% of the revenues of the annual maternity insurance contributions were allocated to provide in-kind and financial subsidies to the elderly, sick and daily workers.
- In order to reduce energy costs for those with low-income, the Solar to the Poor project was launched in 2019 to install solar cell systems for homes of families and beneficiaries of NAF.
- The national aid response to emergency needs during crises and disasters included implementing responsive programmes to ensure coverage of the largest possible group through transparent and fair standards, such as the distribution of aid through e-wallets.
- Ongoing efforts to enhance social development services through the issuance of a modern law for social work that aims at professionalising this sector.
- Partners provide comprehensive humanitarian services, which include relief and social services, protection, health and education, in addition to infrastructure services in camps and housing construction for Palestinian refugees. Efforts are also committed towards alleviating poverty among refugees in the Kingdom.

One of NAF's programmes that represents a success story in dealing with the pandemic, including the use of the e-wallet that contributed to supporting poor and vulnerable communities, and providing transport costs while upholding their dignity in accessing assistance.



- The need to update studies related to poverty, especially related to the impact of the Covid-19 pandemic.
- Look into addressing the issue of developing databases that would assist in targeting within the social protection system (institutions, individuals, and services), including the absence of data by sex on poverty.
- Limited resources, the large increase in demand for social protection sector services, and the entry of new categories into the social protection system.
- Lack of coordination of foreign funding allocated to the social protection system.

- Credit risks resulting from the occurrence of financial losses due to the inability of institutions' clients to fulfill their contractual obligations.
- Decrease in women's economic participation represents an additional burden on the economy, and increases poverty among families, especially rural ones.

The focus in the coming period will be on harnessing available data and develop it in support of planning that is directed by scientific and evidence based research, to undertake the following:

- Look into developing a unified electronic platform for social protection.
- Assess establishing a unified funding window for the beneficiaries of micro loans that builds on the National Unified Registry.
- Examine expanding the programmes that enable the most vulnerable segments to become contributors to economic growth instead of only relief recipients.
- Work to develop a forecasting model for variables that affect social protection.
- Work to reduce extreme poverty by 15%.
- Work to decrease the percentage of the population suffering from multi-dimensional poverty by half by the end of 2030.
- Move with efforts to reduce the areas with developmental characteristics by half in 2030.




End hunger, achieve food security and improved nutrition, and promote sustainable agriculture

Jordan's interest in eradicating hunger, providing food security and promoting sustainable agriculture increased significantly with the beginning of the third decade of this century, following His Majesty King Abdullah II Ibn Al Hussein's declaration of the year 2021 as the year of food security, and for Jordan to be a regional centre for food security. In the same year, Jordan endorsed the first National Food Security Strategy 2021-2030, in addition

to preparing a new strategy for agriculture for the years 2020-2025, and launching the National Plan for Sustainable Agriculture 2022-2025. The Government had established a national committee to oversee the issue of food security, headed by the Minister of Agriculture, and with high level representation from all relevant institutions. The committee's work intersects with all SDGs and especially SDGs 1, 3, 5, 6, 8, 9, 12, 13, 14, 15, and 16.

National efforts exerted to achieve the goal

- Within the social protection system, many governmental and non-governmental organisations provide direct support to families that are food insecure or vulnerable to food insecurity, through monthly cash and/or food support.
- Work to encourage and support family farming in rural areas to enhance national food security for the poorest groups in the countryside and the Badia, through projects that aim at increasing the income of poor rural families and creating job opportunities through subsidised loans, in addition to providing water for livestock breeders in the Badia and supporting agricultural land reclamation projects in rainy areas.
- The National Plan for Sustainable Agriculture for the years 2022-2025 includes 73 projects aimed at improving the living conditions of farmers, increase the productivity of the agricultural sector, and improve the efficiency in the use of irrigation water.
- The National Food Security Strategy 2021-2030 aims at achieving four main pillars focusing on ensuring food availability, improving access to food, enhancing food stability and its optimal use, in addition to strengthening food security governance.
- Monitoring the security, safety, and quality of imported and locally produced food products in all stages of the food production chain (from farm to table), in accordance with the highest international standards in the field of food safety and security. The Food Safety and Security Strategy in Jordan was developed for 2018-2024.

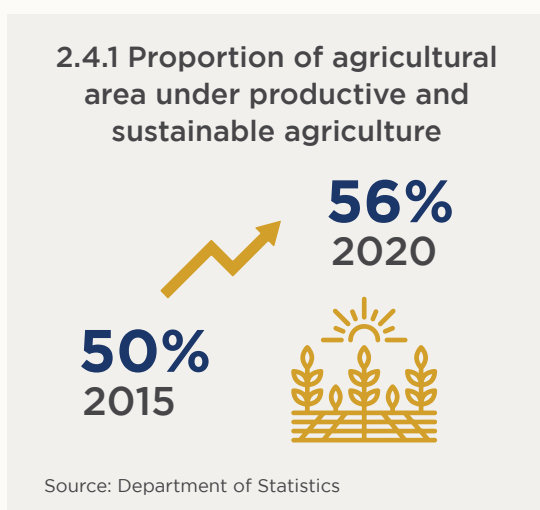


Source: Department of Statistics

Challenges and risks facing the goal

- Limited funding sources for capital expenditure projects within the budget and from donors.
- Increasing risks to agriculture resulting from climate change, fluctuation in rainfall, successive years of drought and desertification, and the deterioration of agricultural biodiversity.
- The continuous decline in areas of agricultural holdings because of urban sprawl, fragmentation of ownership, encroachment on forest lands and the high costs of improving and rehabilitating forest and pasture lands.
- Issues related to the use of digital technology.
- Inadequate agricultural industries dependent on local inputs, and the high cost of production and marketing, especially transportation, energy and air freight.

- Population increase, unemployment and loss of employment of heads of families due to the pandemic.
 - The high percentage of food loss and waste in the various marketing stages, and the loss of large quantities during post-harvest operations as a result of poor marketing infrastructure.
 - The increasing deficit in water resources and address water storage capacity.
 - The need to continue to work on reducing anemia among women of childbearing age and achieving targets for low birthweight.
- Mobilise required resources to help implement projects and programmes to help meet the goal.
 - Support developing services related to the sector such as transport and energy, improving the efficiency of water irrigation, and reduce production costs on farms.
 - Support small farmers, producers and cooperative work among them.
 - Work to support women in rural areas through creating income generating opportunities, in addition




Recommendations and the way forward

- Encourage improvements in the working conditions for farmers (males and females), increase the productive diversification of the agricultural sector, improve value chains and strategic crops, and facilitate access to finance/soft loans to develop agriculture and cover operating costs.
 - Support and encourage food industries, especially those that depend on local inputs.
- Increase the productivity of the agricultural sector by encouraging and motivating farmers to adopt modern agricultural technology.
 - Move towards farming of deficit crops.
 - Improve the efficient use of available natural, financial and human resources.

2.5.1 Number of (a) plant and (b) animal genetic resources for food and agriculture secured in either medium- or long-term conservation facilities


Source: National Agriculture Research Center



- Take advantage of Jordan's comparative advantages to be a regional centre for food security and a pioneering country for the transformation of food systems. Additionally, consider establishing a database to manage food security to facilitate data collection, analysis and preparation of reports on food security indicators at the national and local level.
- Strengthen access to information and purposeful participation by all relevant stakeholders in implementing the National Food Security Strategy and Action Plan.
- Reduce food waste and loss, while maximising use of un-utilised food.
- Develop partnerships with the private

sector, look into providing packaging and marketing services for agricultural products, and increase the number of private sector representatives in specialised technical committees while encouraging them to invest.

Jordan's score on the Global Food Security Index



Source: Department of Statistics





SDG3: Good Health and Well-Being

Ensure healthy lives and promote well-being for all at all ages

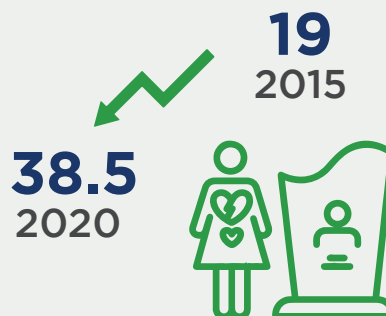
Jordan has been and still is a pioneer among the countries of the region in ensuring that all members in society enjoy healthy lifestyles and for promoting well-being for all ages. It has made significant strides in increasing the values of average life expectancy at birth, reducing child and maternal mortality, reducing malaria, tuberculosis, polio, and the spread of HIV. It should be noted that the goal's components intersects with the different SDGs, including SDGs 1, 2, 5, 13 and 16.

Recent years have also witnessed intensified efforts to prepare a set of strategies, including the Ministry of Health's Strategic Plan 2018-2022, the Health Sector Reform Plan 2018-2022, the National Reproductive and Sexual Health Strategy 2020-2030, the National Rehabilitation Strategy 2020-2024, and the Health Plan for Emergency and Crisis Response 2022-2023, with the aim of strengthening efforts to achieve the desired targets.

National efforts exerted to achieve the goal

- Establishing a national system for monitoring and responding to maternal deaths with the aim of monitoring deaths for women of reproductive age 15-49 years as soon as they occur, identifying the causes and contributing factors that led to death, and determining recommendations and response to prevent similar deaths.
- Providing free maternity and childhood services and family planning in primary health care centres, covering all regions of the Kingdom through 524 health centres. These centres provide maternal care services during pregnancy and after childbirth, childcare up to five years of age, family planning services, consultation services and health education. Vaccination services are also offered for expectant mothers and children, in addition to investigations into family violence.
- Preparation of a free national vaccination programme for all children under 6 years of age, residing in Jordan of different nationalities.
- The medical sector provides a programme to combat HIV/AIDS through prevention of infection, detection of cases, free laboratory examination and treatment for the infected, and counseling via the hotline on sexually transmitted diseases.
- Inclusion of community health clinic services to promote healthy lifestyles in 143 clinics in order to reduce the spread of non-communicable diseases (NCDs) and reduce premature deaths resulting from their complications. The 'interactive electronic monitoring' project was launched to monitor and track NCDs, in addition to launching programmes to control diabetes and control high blood pressure.

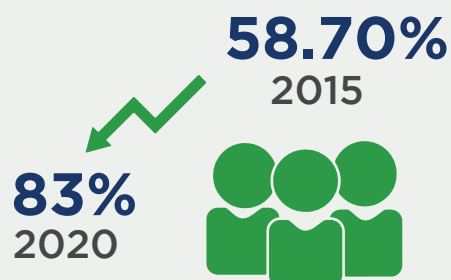
3.1.1 Maternal mortality ratio



Source: Ministry of Health

- Launch of the National Reproductive and Sexual Health Strategy 2020-2030, which covered all components of reproductive and sexual health and according to the human life cycle, as well as a national document for youth and adolescent-friendly sexual and reproductive health information and services was launched and applied in 5 centres. A draft national plan was also prepared to implement the commitments of the Nairobi Summit 2021-2030 and to reach zero indicators of the unmet need for family planning, zero maternal deaths and zero family violence by 2030.


3.4.1 Mortality rate attributed to cardiovascular disease, cancer, diabetes or chronic respiratory disease



Source: Ministry of Health

- Great efforts were made towards achieving universal health coverage through the segment of those covered by civil health insurance, the introduction of new categories of beneficiaries from social protection programmes and the expansion of covered health services as well. These are provided on the basis of quality and fairness through partnership with health service providers in the private sector.

3.2.1 Under 5 mortality rate



Source: Ministry of Health

- Preparing a national nutrition strategy 2022-2030 guided by local nutrition situation analysis and in line with the regional nutrition strategy.
- Jordan adopted a policy to reduce smoking, by providing free stopping smoking services to all nationalities through 26 clinics for stopping smoking distributed in all governorates of the Kingdom.
- Around 3400 public personnel were employed in 2020, 75% of whom are doctors and nurses.
- A national plan was prepared to preserve the essential health services during COVID-19 and beyond.

Al- Bashir Hospital for Specialised Surgery, established as the first hospital specialised in thoracic, vascular, catheter and heart surgery. Since opening the hospital in 2021, many chest and open heart surgeries have been performed.



Challenges and risks facing the goal

- The re-emergence of infectious diseases.
- The typical transformation of diseases, the increase in the rates of NCDs and the consequent increase in the number of patients and spending on them.
- Increasing demand for health services with the increase in population and influx of refugees, and the increasing cost of health services and spending on them.
- Slow inclusion of the uninsured in universal health insurance.
- The difficulty of attracting specialised competencies and the loss of qualified technical competencies.

- Determinants of poor health such as tobacco use, obesity and other unhealthy behavior that are becoming increasingly prevalent in Jordan and contribute to the increase in the incidence of NCDs.
- The absence of an electronic monitoring system for deaths of newborns and children under the age of five.

Recommendations and the way forward

- Assess how to strengthen the infrastructure, governance and service delivery within primary health care as it is the first gateway to disease management and achieving universal health coverage.
- Consider activating the neonatal mortality monitoring committee and add neonatal deaths under five years of age to the work of this committee, and look to strengthening the use of new technologies to ensure full registration of these deaths.
- Identify how to support the implementation of unified comprehensive package of health services, including sexual and reproductive health services, in addition to dealing with violence against women and children.
- Support good maternal and newborn care through the network of mother and child-friendly hospitals for all, with newborn Intensive Care and Pediatric Units, the promotion of breastfeeding, and access to quality mental health services.
- Consider developing a national strategy for NCDs that addresses governance, prevention, health service provision, countering and monitoring NCDs, in addition to strengthening programmes in the disciplines of infectious diseases, epidemiology and NCDs, as well as activating the epidemiological monitoring process by combating risk factors, the early detection of NCDs, and activating the detection of colon, prostate and cervical cancer. Furthermore, work to invest in awareness raising campaigns targeting the public and further engagement of CSOs to effectively tackle NCDs and their risk factors, especially tobacco use and obesity, in addition to increasing awareness of nutrition and healthy lifestyles.
- Assess expanding health insurance coverage within the available resources in light of the increasing demand for health services, and to reach the goal of universal health coverage.
- Focus attention on human capital by re-assessing the existing system to improve the recruitment of cadres, reduce immigration and enhance performance-based incentives. Moreover, work to improve the process of continuing education, especially in the health field (residency and scholarships, and to continue to provide necessary training to all health cadres).
- Look into expanding the promotion of the tobacco addiction treatment programme.
- Work to build a national health information system to collect data from all sectors, and that is categorised by sex and geography.
- Consider moving with the amendments to the Midwifery Law in Jordan to fill the gaps in human capacities and speed up achieving the desired health goals, especially in remote areas.
- Look into increasing the health system's resilience and the ability to prepare and

respond to health emergencies through the application of the International Health Regulations and the expansion of disclosure of all risks.

- Encourage the optimal use of the infrastructure established during the pandemic, including field hospitals and equipment, to improve the quality, sustainability, and best use of services.
- Invest in promotional and preventive health interventions at the societal level through sustainable financial support.

- Strengthen coordination and collaboration between sectors and relevant parties to harmonise initiatives and reduce redundancy, while also bolstering the health care system and the governance in dealing with NCDs.

- Prepare a system linked to food monitoring that contributes to formulating future policies.

Jordan is among the first countries to vaccinate refugees against Covid-19





SDG4: Quality Education

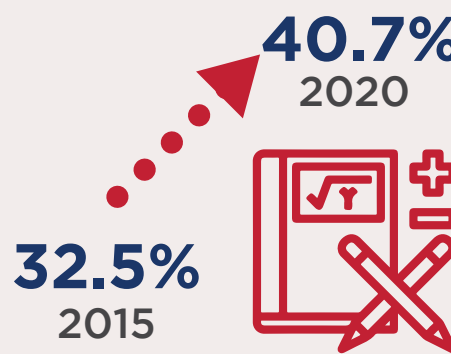
Jordan has worked during the past years to align the national education system, at both the public and higher levels, with the 2030 education agenda, which itself is based on SDG4 of the 2030 Agenda. This is in line with our appreciation of the role of education in achieving the other SDGs, and especially SDGs 3, 5, 8 and 10. More specifically, education helps to reduce the scourge of

poverty by empowering individuals with additional quality skills that contribute to the increase and diversification of sources of income. Jordan had produced its first review to monitor progress in SDG4 for the period 2015-2019, and had monitored SDG4 indicators within a periodic review for 2015-2021.

National efforts exerted to achieve the goal

- Jordan implemented all practical measures that would ensure the implementation of the goal's targets and through the development of a National Strategy for Human Resources Development 2016-2025, that aims at developing the basic education sector, higher education as well as vocational and technical training. It is compatible with SDG4 targets, and with measurable indicators to show progress made.
- Permanent committees were established to follow up on the progress with SDG4. The National Team for Education by 2030 was established, and sub-committees emanated from it: a technical committee to follow up on the achievements and qualitative indicators, an indicators committee to follow up on the progress made with SDG4 indicators, and a committee for preparing and drafting the periodic national report on SDG4. As highlighted earlier, Jordan had presented a review of progress made in achieving SDG4. Additionally, Jordan undertakes regular reviews and calculations of all SDG4 targets, while also participating in the process of measuring regional performance for SDG4, including setting standard benchmarks for the goal's targets.
- Endorsement of several relevant legislations, such as the Regulation for 2021 on Integrating E-learning into institutions of Higher Education, Fundamentals and Standards of Student Support Fund's Grants and Loans at Jordanian Public Universities, the Law for the Technical and Vocational Skills Development Commission, the Law of Higher Education and Scientific Research and the adoption of the by-law for the National Centre for

4.1.1 Percentage of students at the end of the first stage of secondary education who achieve at least a minimum level of proficiency in mathematics

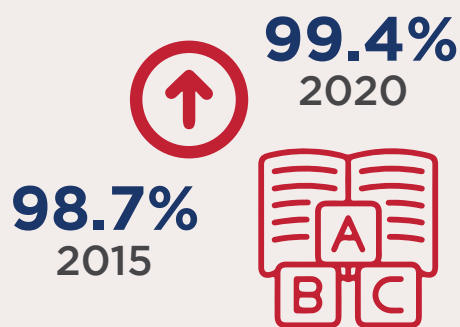


Source: Ministry of Education

Curriculum Development.

- Development of related plans and strategies, all of which focused on supporting the process of integrating the 2030 SDGs, especially SDG4 and its

4.1.2 Primary completion rate



Source: Ministry of Education

targets, including: the Ministry of Higher Education Strategic Plan 2022-2024, the Ministry of Labour Strategy 2022-2025 linked to vocational training, the Vocational Training Corporation Strategy 2020-2022, the strategy to employ technology in education, and the Ministry of Education's Strategic plan 2018-2022. A mid-term review was conducted for the Ministry of Education's strategic plan and it was extended to 2025, and to enhance alignment of its indicators with SDG4 targets. There is additionally a strategy to mainstream gender equality issues in education 2018-2022.

60.4%
2015

63.2%
2020

Source: Ministry of Education

- Jordan paid great attention to providing the necessary funding for the education sector through the general budget allocations and foreign aid (loans and grants).
- Provision of books for UNRWA schools to guarantee the education of approximately 119,000 Palestinian refugee children.

Mainstreaming Gender in school curricula

Development of a tool for teaching curricula and schoolbooks from a gender perspective and training curricula developers in its application, in addition to training teachers on integrating gender in education and the school environment.



Challenges and risks facing the goal

- Limited financial support necessary to implement the strategic plans. The vocational education sector still faces a shortage in the number of vocational schools to match the number of those wishing to enroll in this specialisation.
- Issues related to effectiveness standards of teachers and administrators in vocational education streams and the vocational development curriculum, in addition to the alignment of the new system of ranks with licensing of teachers and leaderships (professional license) and the limited provision of needed support.

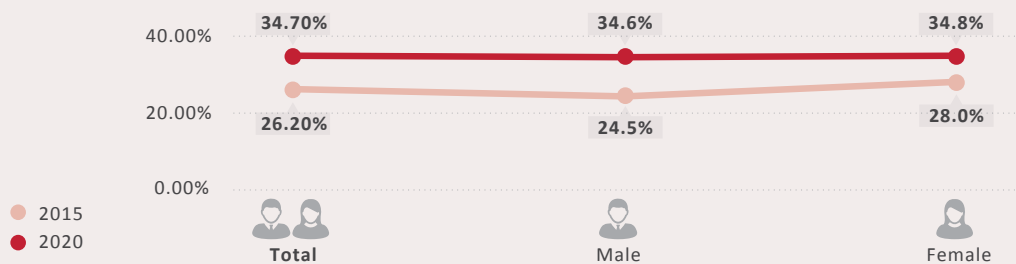
Building and equipping kindergartens with high standards, in addition to school nutrition programmes in poverty pockets and refugee areas, which increased enrollment in kindergartens.



- Jordan faces many challenges in implementing the strategy of full integration and institutionalisation of early childhood, most prominent among them is the limited availability of sufficient financial resources, and the transfer of a large number of children from private to public kindergartens in 2020, in addition to the lack of space allocated for construction in overcrowded areas, and the limited participation of the private

- Rapid change in the labour market, which requires a change in vocational training to meet demand for new professions, and the need to develop new educational curricula and techniques to cover these professions, in addition to the need to activate the role of career guidance and counseling.
- Limited financial and technical support to implement projects linked to gender and the need for awareness workshops to confront the societal culture and empower women through training.
- Challenges related to the enrollment of students with disabilities in schools, and the limited data related to identifying actual numbers of those who are in the enrollment age and are not in schools.
- The need to address accessibility requirements and facilitating arrangements for students with disabilities in schools.
- The need to train teaching staff on the requirements and strategies of inclusive education.

4.3.1 Participation rate of youth and adults in formal and non-formal education and training in the previous 12 months, by sex



Source: Ministry of Education

Recommendations and the way forward

- Continue developing the Educational Management Information System and link it with HCD in order to ensure the inclusion of persons with disabilities in the educational system and to measure their enrollment rates.
- Work on developing an integrated framework for assessment in line with all educational stages and improve the performance of Jordanian students in international exams, including computerisation of the high school exam.
- Look into applying corrective and enrichment activities to compensate for educational losses and enhance practical application and life skills.
- Assess how to develop a sustainable financial and technical partnership model between the public and private sectors in the sector to increase the enrollment rate in the densest and neediest areas, and raise readiness to include persons with disabilities.
- Ensure sustainable professional development for educational and administrative cadres and ensuring the alignment of pre-service teacher qualification programme with the requirements for educational human resources, while matching professional specialisations according to geographical areas.
- Institutionalisation of a scholarship system for university graduates to enroll in the pre-service diploma programme in the basic subjects for practicing the teaching profession, with monitoring and evaluation of the quality of training, and to measure the impact on students' learning.
- Work on increasing the capacity to ensure comprehensive access to education and institutionalising the maintenance system to include all existing school buildings, especially the old ones.
- Work to continue to construct additional new school buildings and classrooms that are equipped to receive students with disabilities, while expanding the implementation of non-formal education programmes to provide education for the illiterate and dropouts.
- Move with improving the technology infrastructure of universities, developing and promoting the use of open resources, adopting international best practices, enhancing innovation in teaching and education, integrating technology in the teaching process, ensuring students' access to technology, and encouraging partnerships between universities, industry and commerce to develop and prepare dual teaching programmes.
- Assess the need for a special section for risk management at the Ministry of Education.
- Enhance efforts and coordination between all relevant entities to provide a safe school environment.
- Support continued efforts to develop the educational curricula including to reinforce principles of gender and gender equality, as well as integration, a culture of diversity and accepting differences.



SDG5: Gender Equality

Achieve gender equality and empower all women and girls

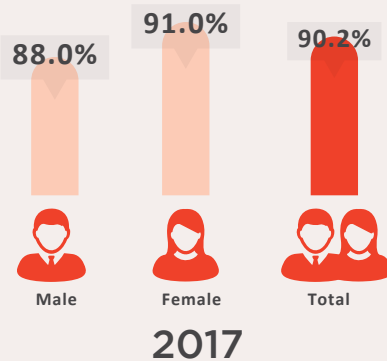
Jordan grants SDG5 special attention, and devoted great effort over the past years to bridging the gender gap in various fields. The NSW was developed to frame this effort, as it was based primarily on the 2030 Agenda, reflected the SDG5 targets and included 32 indicators of sustainable development. There are several complementary strategies and plans that contribute to achieving the goal, such as the Comprehensive National Plan for Human Rights 2016-2025, the Women Economic Empowerment Action Plan 2019-

2024, the Executive Plan for the National Priorities for strengthening the response to Gender-Based Violence, Domestic Violence, and Child Protection 2021-2023, and the National Framework for Family Protection against Violence 2016. Affirming gender's priority in national development, Jordan is also party to a number of international efforts in this field, including CEDAW, the Beijing Declaration, and UNSC Resolution 1325 (Women, Security and Peace).

National efforts exerted to achieve the goal

- Intensive work on legislation during the past period to ensure that the legal framework keeps pace with the prioritisation of gender and the achievement of equality, among the most prominent of which were the following:
 - Amending the title of Chapter Two of the Constitution in 2022 to “the rights and duties of Jordanians” (to include male and females in “Jordanian”) and adding a paragraph to Article 6 to the effect that the state guarantees the empowerment of women, and supports them in playing an active role in building society to guarantee equal opportunities on the basis of justice, equity and protection from all forms of violence and discrimination. This is in addition to the issuance of Interpretation Decision No. 1 of 2020 by the Constitutional Court, identifying the status of the ratified international treaties and it stipulated that it is not permissible to issue national laws whose provisions contradict these agreements, taking into consideration that Interpretation Decisions are part of the constitution.
 - The Government’s adoption in March 2020 of the gender mainstreaming governmental policy and its implementation plan, with the aim of institutionalising the efforts committed and strengthening the institutions’ capabilities to implement policies that support justice, gender equality and women’s empowerment. In this regard, the Government is working on enhancing the capacity of ministries in putting gender responsive budgets. Next year, implementation will start on a project to track funding linked to the NSW framework and to direct funding at the sectoral and geographic level.

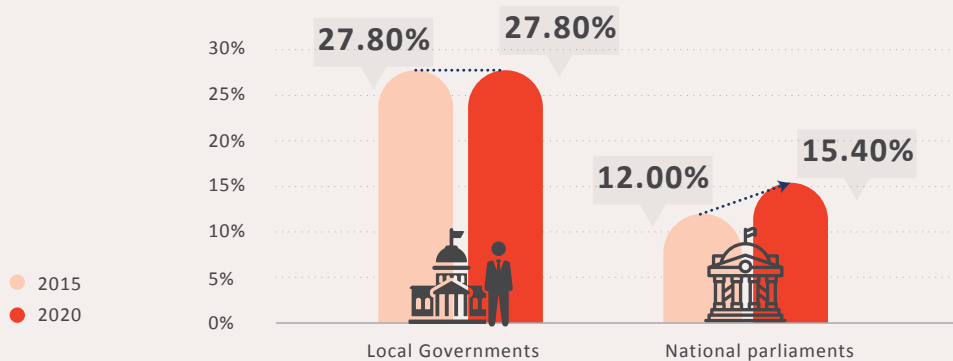
5.b.1 Proportion of individuals who own a mobile telephone, by sex



Source: Department of Statistics

- Amending the Personal Status Law of 2019 to include provisions abolishing restrictions on the mother's custody of the child when there is a difference in religion, expanding establishing filiation using modern technologies (DNA), and imposing restrictions on granting permission for minors' marriage. As well, the text related to the wife's share in inheritance was amended to give the wife a share, if there is a surplus in the inheritance after the relatives entitled to inheritance have their shares, as this surplus was divided among the heirs without giving the wife a share of it. Moreover, the principle of premarital sessions was introduced.
- Amending the Penal Code in 2017, to increase the penalty for some crimes against women and girls, and criminalised many acts of violence against women, including acts of indecency.
- Amending the Human Trafficking Prevention Law in 2021 to impose and tighten penalties for related crimes, ensuring confidentiality of information, establishing a fund to assist victims, providing suitable shelters and a special court to look into cases of human trafficking.

5.5.1 Proportion of seats held by women



Source: Department of Statistics

- Issuance of the Protection from Family Violence Law in 2017.
- The 2019 Labour Law introduced the concept of fairness in wages and the penalty for discrimination in wages for work of equal value, and provided a definition of flexible work and a by-law was issued for it.
- The 2020 civil service by-law stipulates rules of job conduct, the duties and ethics of the public job, and adherence to the provisions of the Code of Job Conduct approved by the Cabinet, in addition to justice without discrimination based on sex or any form of discrimination, and ensuring a safe and harassment-free work environment.
- In the field of political empowerment, the Local Administration Law allocated 25% of the seats in each of the municipal and governorate councils to women. The 2022 election law raised the seats allocated to women to 18 at the level of electoral districts, and stipulated that political parties must include 10% of women candidates.

Institutionalised partnerships between governmental and national institutions and CSOs

The National Team for the Protection of the Family from Violence and the Shamaa Network to Combat Violence against Women is an example of institutionalised partnerships between governmental and national institutions and CSOs to enhance coordination and joint work towards eliminating gender-based violence. The efforts of this team resulted in the adoption of the Law on Protection from Family Violence, related regulations, the preparation and updating of the national framework for protection from family violence, and the adoption of the matrix of priorities for protection from domestic violence.



- ## High school pass rate
-
- A bar chart comparing high school pass rates for males and females in 2015 and 2020. The chart features two groups of bars, one for males and one for females. Each group has a light orange bar for 2015 and a red bar for 2020. Dotted blue lines with arrows connect the 2015 bars to the 2020 bars, indicating an increase in pass rates for both genders. The pass rate for males increased from 45.8% to 54.3%, and for females from 53.1% to 67.6%. Below each group of bars is a red silhouette icon representing a male and a female respectively. A legend at the bottom shows a red circle for 2020 and a light orange circle for 2015.
- | Gender | 2015 | 2020 |
|--------|-------|-------|
| Male | 45.8% | 54.3% |
| Female | 53.1% | 67.6% |
- Source: Ministry of Education
- 2020 ● 2015

Challenges and risks facing the goal

- Continued low economic participation of women at 14.7% despite the high level of education for females.
- The need to complete legislation and amendments to existing laws and policies for empowering women, abolishing the discriminatory articles against women and guarantee protecting her from all forms of violence and pushing towards promoting her participation in public life, and to provide the appropriate environment for expanding the scope of flexible work, services and the care economy, as well as safe transportation, and working on entrenching the concept of post-legislative scrutiny.
- Women entrepreneurs face challenges specific to skills development and marketing, with the need to review the lending policies and environment to ensure that they support entrepreneurship, protect women and ensure against their falling into the consequences of debt.
- Job insecurity and working conditions for women in the informal sector, and for most of whom are agricultural female workers.

Localising and implementing the Women, Security and Peace agenda



- The participation of women in decision-making positions still fluctuates, especially at the ministerial level. Women were not able to surpass the quota in the elections that happened on the national level (such as the parliamentary elections in 2020) compared to what happened in

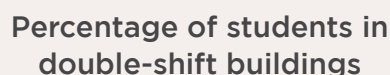
the elections at the local level, and their participation rate in elected and appointed councils is still far from reaching 50/50 by 2030. This is despite the adoption of the principle of women's quota in all legislation related to representation at the national and local levels in varying proportions.

- Funding required is still below ambition. There is also a lack of coordination between donors and they focus on specific targets or geographic areas over others.
- Limited institutional and human capacities, as well as competencies and expertise in the field of gender.
- There is a challenge in monitoring the status of women and progress towards achieving SDG5, in the provision of all needed data to produce information available by sex, and to follow up on all indicators. There is still a need to provide and classify administrative data by sex.

Recommendations and the way forward

- Continue with efforts to mainstream the gender perspective in the public sector, and assess establishing organisational structures in contact with the decision maker. This would enable them to review the organisation's plans and the extent to which they include gender to empower male and female workers in the field of gender issues.
- Look into building capacities of institutions in various sectors in the field of monitoring and evaluation, producing data by sex and criteria of vulnerability, in addition to consider adopting the national list of SDGs indicators related to the NSW, making it available periodically, and look into providing resources to achieve this.

- possible benefit for women on the ground is achieved.





SDG6: Clean Water and Sanitation

Ensure availability and sustainable management of water and sanitation for all

Jordan accords the water sector maximum priority, as it is considered among the countries suffering the most from shortages in water resources. The water deficit in Jordan in 2020 had reached around 23% of the annual water budget, estimated at around 1.13 billion cubic meter. Even though this deficit is not a new problem, it was aggravated in recent years. The gap between supply and demand had increased due to several reasons including population growth, refugees flows, the last of which resulted from the Syrian crisis, climate change, and the growing needs of the different industrial sectors. This led to increased pressure on Jordan's water resources, especially groundwater. The

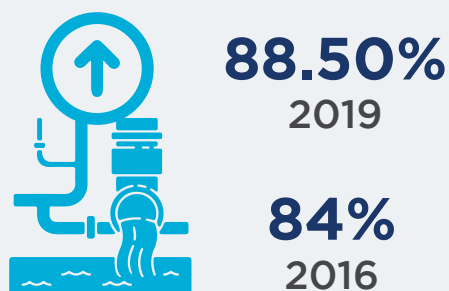
average per capita consumption of water is at around 65 liters per day, and still remains below the minimum recommended globally according to the WHO which is 100 liters per day. The per capita share per year for all uses is less than 100m³, which is less than 10% of the global water poverty line. These figures take into account the Non-Revenue Water which is around 47%, in both its components the administrative losses related to collection and physical losses related to infrastructure. Given this context, Jordan developed different strategies to deal with these challenges, and importantly the National Water Strategy 2016-2025.

- Amendment of legislation and instructions to improve water quality, limit pollution and protect these resources, in addition to limiting the problems associated with floods and damages to property because of severe rainfall.



- Limit water losses and benefit from alternative water sources for use by farmers, while also encouraging farmers to use treated waste water (reclaimed) for irrigation purposes which reduces pressure on groundwater.
- Adoption of a policy to integrate gender into the water sector. The policy identifies key gender issues in the water sector and identified opportunities to strengthen the contribution of women in water management.
- Preparation of an energy policy for the water sector 2020-2030, that takes into account the linkages between the sector and others, in addition to the water sector policy for drought management 2018.
- Work on and implement several projects that will contribute to meeting the targets and indicators of the goal, including:

- Started measures to implement the Aqaba-Amman Water Desalination and Conveyance Project with a capacity of 300 million cubic meter annually, and considered one of the major national strategic projects.
- Implementation of several hydroponic projects for some crops, which reduces water consumption from 60-70% and move towards farming with high economic return and high productive value, in addition to the integration of modern irrigation techniques for agricultural crops.
- Implementation of a project to gather flooded water in underwater tanks to contain sudden water floods in hot areas for the occurrence of floods in Amman, and then making use of it in irrigating surrounding areas.
- Implementation of several dam projects.
- Implementation of different water and sewage network projects at the national level, in addition to water and sewage networks for Zaatarī refugee camp. This is in addition to 'Al-Aqeb' wells projects and the 'Azraq Basin' project.



Source: Ministry of Water and Irrigation

92% 2016

100% 2019

The infographic features a blue line graph with an upward-pointing arrow, indicating a positive trend. Below the graph, there is a blue icon of a wave crashing over a rock, symbolizing water conservation or a significant achievement. The text '92% 2016' and '100% 2019' is displayed in a bold, sans-serif font.

Source: Ministry of Water and Irrigation

- ## Recommendations and the way forward

- ## Challenges and risks facing the goal

- Increased problem of limited water resources, degradation of groundwater quickly and beyond natural capacity for renewal, in addition to ongoing high water losses.
- The lack of a balance in demand and supply of water.
- Limited funding availability.
- The refugee crisis and demographic changes.
- Climate change which will likely lead to increases in temperature and changes in rainfall patterns.



Ensure access to affordable, reliable, sustainable and modern energy for all

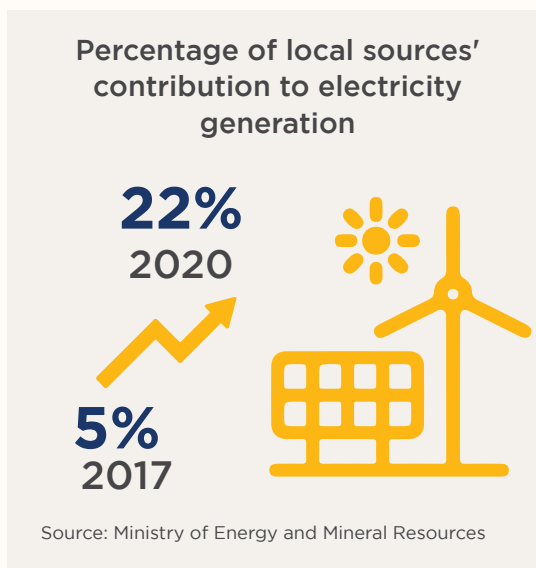
The energy sector is considered a critical sector given its significant impact on sustainable development, and with Jordan having imported 89% of its total needs in 2020. As such, Jordan adopted a clear policy aimed at diversifying energy resources increase the contribution of local energy sources in the overall energy mix, in addition to enhancing efficiency in the use of energy across all sectors and lowering the cost of energy for the national economy. Jordan additionally strives to develop the energy sector framework to become a regional centre for the exchange of

energy in all its form. Moreover, Jordan accords the energy sector priority given its direct link to achieving sustainable growth levels, creating an attractive investment climate, and to contributing to lowering poverty and unemployment levels. It is also conducive to build an effective social security system and improving the level of services provided to citizens and on equitable terms, in accordance with His Majesty's Directions affirming that energy is central to the economic process.



National efforts exerted to achieve the goal

- To ensure the quality of the service provided when it comes to renewable energy source systems, and to decrease the cost of the system on the user. a




competitive market for companies and public institutions in the renewable energy sector was incentivised with the licensing of around 500 operating entities in the supply, installation, operation, maintenance and testing of renewable energy source systems.

- Established the Renewable Energy and Energy Efficiency Fund which had an important role in implementing a comprehensive and complementary

package of programmes and projects in relation to energy efficiency and its uses, in addition to smaller interventions in renewable energy.

- Strengthen and develop the electricity system, with work on delivering electricity to all consumers through developing the transmission and distribution networks such that the percentage of electricity coverage is around 99% across the Kingdom.
- Finalising electricity interconnections with neighboring countries and strengthening the existing projects with the objective of making Jordan a regional centre for the exchange of energy in all its forms. Work is currently underway on the following projects: re-operating the Jordan-Syria-Lebanon interconnection strengthening the Egyptian-Jordanian interconnection which aims at increasing the electrical energy exchange capacity between Jordan and Egypt to be operational by 2025, the Jordanian Iraqi project which aims at exporting electricity to Iraq and the Jordanian Palestinian project to increase the quantities of energy exported.
- Jordan is preparing a roadmap for the National Strategy for Green Hydrogen of Jordan.

Percentage of the contribution of renewable energy to electricity generation



Source: Ministry of Energy and Mineral Resources

Renewable energy systems



Challenges and risks facing the goal

- Instability in the region and ongoing disputes which reflects on oil prices.
- Rapid development in energy technologies (including renewable energy and storage as two examples).
- Limited awareness among consumers of the available means for rationalising and improving energy efficiency and its financial returns for the user.

Recommendations and the way forward

- Continue in strengthening and increasing partnerships with the private sector in implementing energy projects.
- Attract grants and assistance to develop the energy sector.
- Awareness raising about lifestyle choices, and especially on the use of sustainable environmental and industrial energy.
- Increase projects to incentivise the shift towards electrical transport means.
- Increase the participation of qualified women in committees, councils and institutions related to energy.

The Solar to the Poor project was implemented with full governmental financing to support needy families across the Kingdom through installing solar cell systems for their homes, and with the objective of using renewable energy in electricity generation and reducing these families' electricity bills.



Jordan ranked first in the Middle East and North Africa region and sixth globally according to the 2019 Climate Scope Report in the field of renewable energy and first place in per capita renewable energy at the level of Arab countries according to the Regional Centre for Renewable Energy and Energy Efficiency.



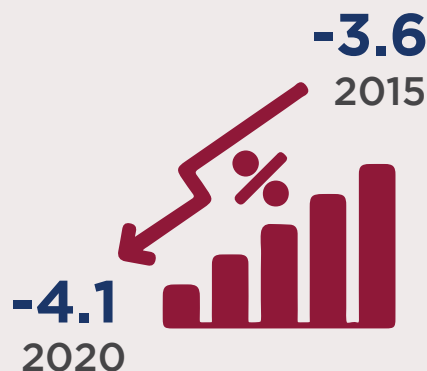


Promote sustained, inclusive and sustainable economic growth, full and productive employment and decent work for all

Jordan has placed inclusive economic growth and decent work as one of its main priorities within the national strategies and plans that were developed to confront its challenges, especially the refugee crises, the conflicts in neighbouring countries, the pandemic and global economic crises. Efforts are focused in the next stage on achieving economic recovery through clear programmes, and specific timeframes with measurable steps for evaluation and monitoring, and which have tangible impact on limiting the economic ramifications of the pandemic, stimulate growth and increase competitiveness of the productive sectors.

The Government launched its GEPP with the aim of enabling the economy to recover from the challenges resulting from the pandemic, and through putting in place reforms at the investment and business environment level, developing programmes and support ways to attract investment and generate employment. It should be noted that this goal intersects with all the SDGs, and especially SDGs 1, 2, 3, 4, 5, 7, 9 and 17. Over the past years, there were also intensified efforts to prepare several related strategies and programmes including the National Human Resources Development Strategy, the National Strategy for Social Protection, the National Youth Strategy and the NWS among others.

8.1.1 Growth rate of per capita GDP at current prices




Source: Department of Statistics

National efforts exerted to achieve the goal

- Jordan embarked since 2018-2019 on developing and implementing a reform matrix that included measures for structural reforms to enhance the competitiveness of the economy, expedite growth and create employment opportunities. A medium-term strategy for public debt management is also in place, with the objective of meeting the Government's financing needs and its debt commitments, while following fiscal consolidation measures.

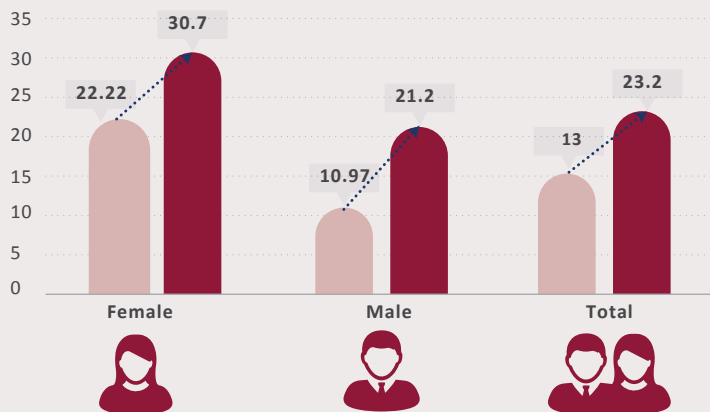
8.2.1 Annual growth rate of real GDP per employed person



Source: Department of Statistics

- In 2012, the CBJ launched the concessional financing programme to support economic sectors with high added value, including (industry, tourism, agriculture, renewable energy, information technology, engineering and architectural consultancy, education (vocational and technical education), health, transportation (transport companies) and the export sector). This aimed at providing financing to economic sectors at low interest rates, in a way that enhances opportunities for comprehensive and sustainable growth in the Kingdom and provides job opportunities. The size of the programme is JD1.3 billion, with 1,757 projects having benefited so far, with a financing volume of about JD1,296 million, which contributed to creating about 14,324 new job opportunities. The programme preserved around 51 thousand work opportunities since the start of the pandemic. The amount available for re-lending to these sectors is currently about JD567 million.
- Promoting legislative reforms in a manner that achieves gender equality and ensures the provision of decent work and the incorporation of the principle of equal pay for work of equal value, expanding the provision of child care, flexible work patterns, wage bank transfers, linking the annual increase in pensions to the average rate of inflation and wage growth, strengthening social protection related to maternity insurance aimed at empowering working mothers economically and keeping them in the workforce, in addition to approving employment legislation for persons with disabilities.

8.5.2 Unemployment rate, by sex



Source: Department of Statistics

● 2020 ● 2015

- Develop the framework to encourage movement from the informal to the formal sector, and to provide social protection for all employees in the work place. Several legislative reforms have taken place in this regard, including the issuance of the agricultural labourers by-law to regulate the agricultural sector and include workers in this sector in social security, and issuing regulation to open home nurseries to organise and legalise this sector.
- Develop a public policy for entrepreneurship, which aims at establishing an environment friendly and incentivising for entrepreneurship in the Kingdom, and to remove obstacles confronting it. Programmes and projects were bolstered to support entrepreneurship and self-employment, while taking into account the particulars of projects owned by women, especially new jobs that have emerged recently during the pandemic such as delivery companies and females workers in remote work.
- Work to intensify inspection measures through issuing instructions for inspection measures of economic activities, and instructions on the conditions and measures to object to inspection decisions and actions. It is also worth focusing on the project of 'Better Labour'. This aims at arriving at a better working environment and stabilising the garment exporting sector, in addition to guaranteeing implementation of inspection instructions on industries benefitting from the agreement on the simplified rules of origin for export to the EU.
- Work on changing the negative outlook towards technical and vocational training given its importance as a sector that intensively employs labour, and to implement a number of national projects aimed at employing Jordanians, including the launch of the national framework for enablement and employment, which provided 30 thousand working opportunities in 2019.

- Implemented a set of effective and immediate measures and programmes to eliminate human trafficking and ensure the eradication and limiting of child labour.
- Work to provide a safe and healthy working environment for workers in all sectors and professions, and to prevent accidents, work injuries, and health damages as a result of professional hazards at the workplace.
- Adopt the National Tourism Strategy 2021-2025, which aims at enabling the revival of the tourism sector from the pandemic. The strategy's programmes were linked to the SDGs.
- Alignment of the Green Growth National Action Plan to arrive at a resilient, sustainable and inclusive sector
- Local banks are directed to provide banking services to all segments of society, in addition to strengthening electronic transfer services and to adopt the latest technologies.
- Providing funding of JD100 million for the national self-employment programme "Rise Up" as an initiative to enable young people of the age group (18-45) to set up development projects that will provide them with a permanent source of income and with job opportunities, by supporting commercial and Islamic banks at a low interest rate/return and a grace period for one year. The value of the loan ranges between JD50 thousand dinars, and can be increased to reach JD250 thousand.
- The issuance of the by-law of employment for persons with disabilities, which will provide an opportunity to increase the engagement of persons with disabilities in work, provide reasonable arrangements

in the work environment, and give greater powers to labour inspectors.

- The National Youth Strategy 2019-2025 was launched, and includes the following main pillars: education and technology, good governance and rule of law, active citizenship, entrepreneurship and economic empowerment, participation and effective leadership, security and peace, health and physical activity, as well as education and technology.
- Launching the Women Economic Empowerment Action Plan 2019-2024, which includes two main objectives: strengthening the environment that enables relevant partners to identify and effectively address obstacles to women's economic participation, and improving women's access to economic opportunities.

Challenges and risks facing the goal

- The geopolitical situation in the region, and the increase in the cost of upholding border security.
- Increase in the operational cost and in the incentives to attract and support investment.
- Limited data availability on the Jordanian labour market, especially the informal sector and by gender.
- Changes in the nature of professions, the disappearance of some and the emergence of new professions as a result of rapid technological changes.
- Discrepancies in education outcomes and training and the requirements of the labour market.

- The absence of a safe and appropriate working environment in some private sector enterprises.
- Limited uptake in vocational education, with a decrease in the percentage of those opting for secondary vocational education in comparison to total secondary school students.
- Increase in the volume of informal labour and the presence of unlicensed migrant labour.
- An increase in the percentage of the economically inactive, and low economic participation, in addition to women's low economic contribution.
- The issue of the non-inclusion of non-Jordanian labour and some sectors in the laws that increase the minimum wage and social security projects.
- Work on strengthening the policies and frameworks for movement from the informal to the formal sector.
- Support the private sector, strengthen entrepreneurship and green professions
- Develop Jordanian human resources in line with scientific and technological development towards professions and jobs of the future.
- Enhance the competitiveness of human resources and encourage the Jordanian labour market towards promising economic sectors
- Improve the technical and vocational education and training sector, encourage students to enroll in it, and link it with the labour market, its needs and local, regional and international development.
- Support micro and small projects to increase economic participation, and especially among women.
- Examine how to support organisations that employ persons with disabilities and creating a package of incentives for them to encourage them and motivate other institutions to employ them.

Recommendations and the way forward

- Support and incentivise investment, especially in labour intensive developmental projects and green professions.
- Continue with efforts to increase women's economic participation through reflecting on issues such as providing an attractive and enabling working environment for women, flexible working hours, reform the public transport system and provision of appropriate childcare services.
- Look into developing a comprehensive labour market data system to provide the necessary information to decision makers.



SDG9: Industry, Innovation and Infrastructure

Build resilient infrastructure, promote inclusive and sustainable industrialisation and foster innovation

Industry is an important pillar of Jordan's economy, and one of the key contributors to economic growth as it includes three sub-sectors: transformative industries, extractive, as well as water and electricity. It contributes to around 23.5% of GDP and employs around 250 thousand workers in around 17 thousand industrial enterprises across the Kingdom's governorates in 2020. The industrial sector is characterised as the sector that employs


the most labour and the most able to create working opportunities, as it represents around 22% of the Jordanian labour force, which contributes to limiting poverty and unemployment problems, and with women's contribution to working in the sector is around 20%, in addition to industrial exports amounting to around 93% of total national exports, contributing to bolstering official foreign currency reserves in 2019.



National efforts exerted to achieve the goal

- Adoption of national legislation and strategies to contribute to organising and developing industries, scientific research, innovation and entrepreneurship.

9.2.2 Manufacturing employment as a proportion of total employment




Source: Department of Statistics

- The income tax incentives by-law for the industrial sector, and the manufacturing incentives by-law, which contribute to strengthening the national product in the local market and ensuring its continued presence in external markets, in addition to offering financial support to several industrial enterprises.
- Putting in place and implementing a national industrial policy aimed at strengthening the sector's competitiveness and enabling it to increase exports to traditional and non-traditional markets.
- Launching the National Financial Inclusion Strategy for 2018-2020, which contributed to promoting economic and social growth for all segments of society, as it relied on a number of pillars, most notably; financing SMEs, developing digital financial services, and microfinance. In this regard, the strategy succeeded in raising the level of financial inclusion

in the Kingdom from 33.1% in 2017 to about 50% in 2020, as well as reducing the gender gap from 53% to 29%. Work is currently underway to prepare a new strategy for financial inclusion for the period 2023-2025, which aims to expand the percentage of financial inclusion and develop digital payments in the Kingdom in the coming years, and “digitisation” will be one of the new enablers in the strategy. In addition, the general policy for entrepreneurship and the national strategic plan for the years 2021-2025 were prepared.

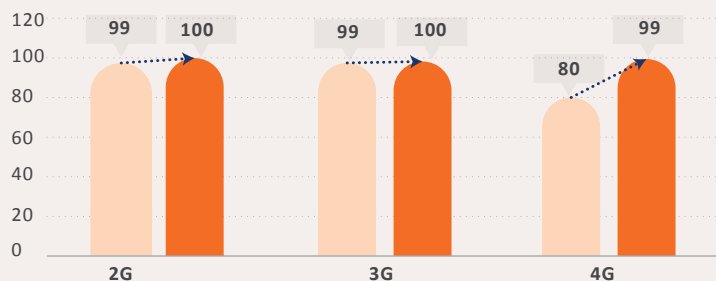
- Adopt open data policy as a kind of roadmap for the purposes of giving guidance, especially for entrepreneurs to establish specialised companies in this field in 2018.
- Prepare a policy paper for start-up and entrepreneurial companies, developed on the basis of the legislative challenges identified by entrepreneurs. It should be noted that specialised international reports that monitor entrepreneurial environments around the world highlight that Jordan had made considerable progress in the entrepreneurship framework over the past decade, especially in urban areas and in Amman, with Jordan's performance being among the best in operational starting skills.

9.5.1 Research and development expenditure as a proportion of GDP



Source: Department of Statistics

9.c.1 Proportion of population covered by a mobile network, by technology



Source: Telecommunications Regulatory Commission

● 2020 ● 2015

- Develop and provide infrastructure and logistical services for investment in the industrial sector through developing established industrial cities and implementing the smart transport system to improve the quality of public transport (phase one). It should be noted that according to the World Economic Forum, Jordan was able to achieve noted progress in 2019 in the indicator on road quality, quality of port infrastructure, quality of air transport infrastructure, and quality of railway infrastructure. This, together with facilitations offered to foreign investors in Jordan, contributed to Jordan's success in attracting FDI.
- Establish the Industry Support and Development Fund, with the aim of funding and developing industrial projects, in addition to giving facilitations related to the electricity tariff for the small and medium industrial sector. The programme to exempt industrial production inputs from custom tariffs was implemented, as were amendments made on the special tax distortions related to industrial production inputs.
- Establishing the industrial observatory and a comprehensive information system to support preparing industrial and market assessment analyses based on evidence to improve the business environment and competitiveness of small and medium projects, in addition to increasing the contribution of the private sector in creating employment opportunities, and strengthening economic integration of youth and women.
- Launch the Jordan Industry 4.0 & Digitalisation Innovation Centre (InJo4.0), which will enhance competitiveness capabilities in the field of manufacturing and information technology through facilitating access to innovations.
- Provide financial and technical support for industrial enterprises and improve their export capabilities, in addition to establishing national linkages, and supporting shipping expenses.

- Improve the ability of small and micro companies to access financing and improve their lending conditions during the years 2021-2023. Additionally, a funding package was provided that includes a soft credit line for each investment in agricultural industries with a specified ceiling and at an interest of 2% to provide financing for medium and small food industries that depend on the local input.
- Establish a fund to support scientific research and development in industry, together with the launch of several initiatives, including: the initiative of one million Jordanian programmers to qualify trainees to deal effectively with the requirements of the digital economy, the 'youth, technology and jobs project' with the aim of improving digitally enabled income opportunities in Jordan, and establishing an incubator for agricultural innovation.
- Discrepancy in the skills acquired by graduates and demands of the marketplace, and therefore start-up companies face challenges in finding talent and retaining them, in addition to the limited number of programmes that support and link digital entrepreneurs with investors and business opportunities, especially in export markets to strengthen the growth of these companies.
- Different challenges in reaching regional and international markets, and the availability of a limited number of production lines of start-up companies of quality and good level of readiness for investment. Entrepreneurs and management teams do not have the skills and required competencies to manage their emerging companies effectively in specific developmental stages.
- Limited programmes that offer comprehensive support for start-ups and SMEs, to support them from idea to growth and expansion.

Challenges and risks facing the goal

- The need to address issues related to Jordanian trained labour, and difficulty in accessing funding and the increase in production costs, important among them are energy and water costs, and the increase in greenhouse gas emissions.
- The impact of instability of the region and in neighbouring countries, and the consequent closure in border crossings in the past periods.
- Limited funding and allocations for scientific research, innovation and entrepreneurship, and limited infrastructure for scientific research in universities and specialised research centres, as well as the brain drain.

Recommendations and the way forward

- Work on enhancing a stable environment legislation that governs the work of economic activities, which is an important factor for the growth of economic activity and its sustainability, in addition to looking into undertaking a comprehensive review of legislation in line with best international practices
- Accelerate efforts to implement railway networks and the National Railway project (1st Phase) with the aim of linking the maritime ports in Aqaba to the land port in Madounah/Amman in partnership with the private sector.

- factories.
- 





Jordan is committed to working on limiting inequalities since presenting its first VNR in 2017, including in governorates, as well as rural and remote areas, in parallel with undertaking the constitutional amendments and developing the legal and legislative environment to achieve justice. Jordan's constitution strengthened the principle of equality among all citizens, including the right

to practice political rights and participate in public and work life. Additionally, youth, women and persons with disabilities are the subject of the state's attention and care, which resulted in a qualitative change in the legal environment that enables and strengthens their role in society. This goal intersects with all the SDGs and especially SDGs 1, 3, 4, 5, 6, 7, 8 and 16.

National efforts exerted to meet the goal

- Develop the legislative environment to meet the goal's requirements, including through:
 - The last constitutional amendments included an article that guaranteed protection of the rights and dignity of persons with disabilities and strengthens their participation and inclusion in all forms of life.
 - The Amended Penal Code, which has new rulings including those that stipulate disability as an aggravating circumstance in crimes of physical, psychological abuse, and crimes of sexual attack, fraud and neglect in care or abandonment. These amendments represent a strengthening of the rights of persons with disabilities and an expansion of the scope of legal protection for them.
 - Amending the Code of Criminal Procedure Law and issuing the legal assistance by-law, and work is currently underway to amend it to accommodate the increase in the number of beneficiaries of legal aid as one of the guarantees of a fair trial and the provision of legal support to those who deserve it.
 - Amending the by-law of the Investor Protection Fund to ensure greater protection for investors in the market, as well as raising the ceilings for clients' compensation for their losses in specific cases.

- Issued the Law on the Rights of Persons with Disabilities, considered a law that is in line with international human rights standards, and includes an explicit provision not to exclude or limit persons with disabilities from exercising the rights and freedoms stipulated in the law, such as the right to education, health, and work.
- Amending the civil service by-law to ensure the rights of persons with disabilities to work and be appointed in government jobs, and a national policy document was prepared to guarantee the rights of persons with disabilities 2020-2030.
- As indicated previously, measures have been taken to deal with the repercussions of the pandemic and to prevent increased inequalities including through support for SMEs, provision of financing on soft terms, and assistance to the most vulnerable segments.
- Implementation of a progressive income tax law that avoids extra financial burdens on tax payers.

10.7.4 Proportion of the population who are refugees, by country of origin

24.4
2020

19.8
2015



Source: Department of Statistics

3834
2019

3425
2015

12% increase

Source: Department of Statistics

- ## Challenges and risks facing the goal

- ## Technology in Justice through virtual courts

- Work to implement digital transformation plans to bridge the digital gap.
- Increase cooperation and coordination with donor countries and entities that work on reducing the burden on the Syrian refugees host community, and improve the collaboration to meaningfully meet the priority needs of Syrian refugees and vulnerable host community impacted

- Look into increasing the volume of funding and financial allocations to target inequalities in all its forms.
- Implementation of development programmes to reduce the existing geographical disparity across governorates, improve the quality of life in rural areas, support their infrastructure and create job opportunities.





SDG 11: Sustainable Cities and Communities

Make cities and human settlements inclusive, safe, resilient and sustainable

This goal is particularly relevant for a predominantly urban country like Jordan, where 90.3% of the population lives in urban areas. Moreover, Jordan's high urbanisation rate is increasing, with Jordanian cities generating most of the country's GDP and jobs, and are responsible for a significant part of the country's carbon emissions as well as energy and water consumption.

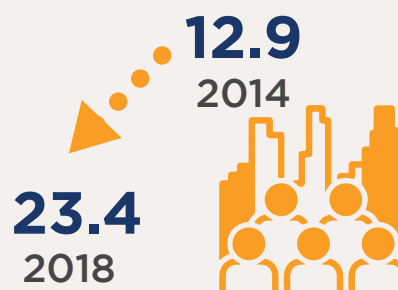
Although the SDGs require ownership from civic society and the private sector, targets included in SDG11 require a particular leadership from local administrations.

Accordingly, institutional coordination and policy coherence between the local and national levels is very important. The new Local Administration Law aims to expand the local administrations' authorities in the decision-making process for development and deepen citizen participation. Some municipalities play an especially important role in providing the quality of life of citizens and the urban environment, and to involve them in the decision-making process. Urban areas in Jordan offer the scope through which SDGs can be localised and achieved beyond SDG11, including SDGs 1, 8, 9, 10, 12, 13, 14, 15, 16.

National efforts exerted to meet the goal

- Jordan has taken decisive steps towards consolidating previous decentralisation efforts and empowering local governance, especially small and medium-sized municipalities. The Local Administration Law, issued in 2021, also paves the way for achieving SDG11 targets that are highly relevant to policy development and spatial and urban planning through the following main areas: 1) the delegation of broader authorities (at the local level) in development decision-making and deepening citizen participation and 2) Enabling citizens to contribute in identifying their priorities and developing a future vision through a participatory and democratic approach.
- Strengthening sustainable urbanisation through the Local Governance Support Programme. The programme works on three main components: (1) improving services provision to citizens (2) institutional development and (3) enhancing participation and community cohesion through the establishment of local development units. The programme also works to improve local economic development by considering gender equality and equal opportunities in all its applications.
- Preparing the first Jordanian national urban policy, which will provide a national framework for urban development to ensure the achievement of the comprehensive vision of urban development.
- Launching the National Housing Programme, which aims to establish residential communities close to services to facilitate the access of people with low and medium incomes to affordable housing units within purchasing capacity.

11.1.1 Proportion of urban population living in slums, informal settlements or inadequate housing




Source: Department of Statistics

- Provision of funding through CBJ in partnership with the Jordan Loan Guarantee Corporation in the amount of JD100 million for the purposes of the 'Housing Loan Guarantee - Affordable Housing' programme, which offers guarantee for low- and middle-income owners to purchase apartments.
- Many Jordanian municipalities began to integrate the SDGs into their urban development initiatives.
- Enhancing solid waste management and disposal efforts in many cities in Jordan, especially in light of the National Strategy for Solid Waste Management where many local authorities have benefited and increased the level of technical and operational performance with regard to solid waste management and landfills.
- Supporting several initiatives in public transportation, such as the BRT system which was launched in Amman in 2021 to reduce traffic congestion. This aims to increase the use of public transportation from 13% to 20% during the first year of its operation, with more than 25,000 people having used it since its launch. It is expected to serve more than 315,000 passengers during its first year of operation.

- ## Challenges and risks facing the goal

- ### 11.5.2 Direct economic loss in relation to global GDP, damage to critical infrastructure and number of disruptions to basic services, attributed to disasters



Source: Department of Statistics

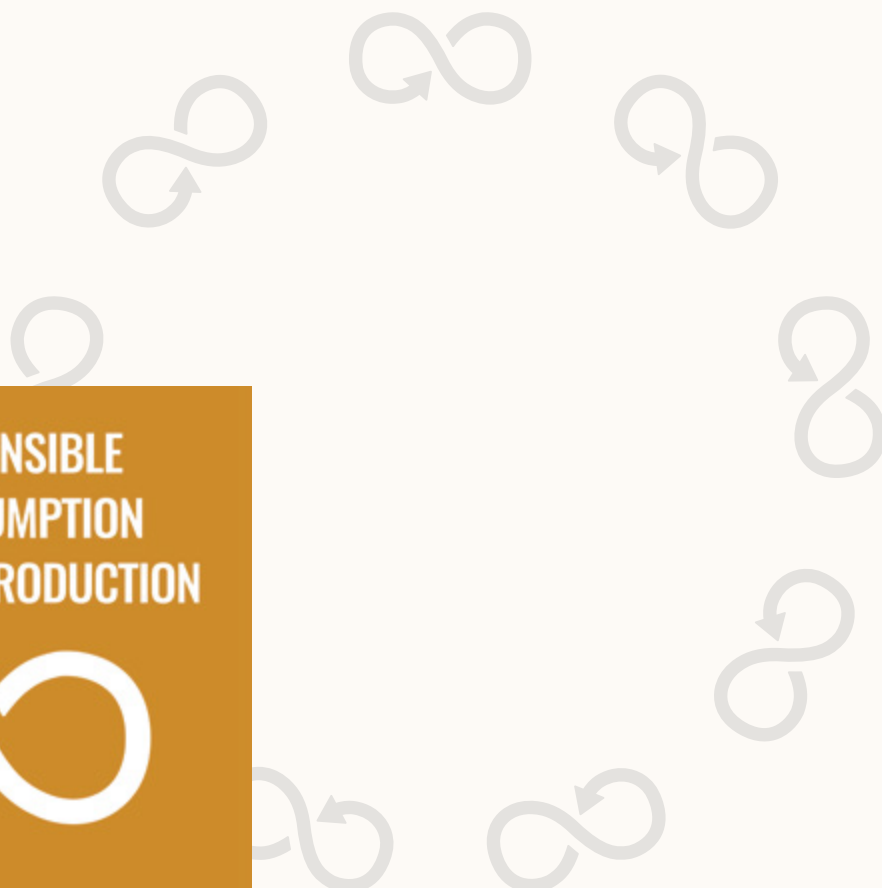
- There are structural challenges facing local administrations in achieving the sustainable development agenda as it should be noted that at least 65% of the 169 targets of the SDGs require the support of local administrations to be achieved.
- There are limited financial resources to promote sustainable urban development due to: low municipal revenue collection and inefficient use of foreign aid. Moreover, most of this funding is allocated to research initiatives and studies rather than projects with an impact on the ground.
- Limited technical capabilities, especially at the local level, due to several considerations related to the functional and organisational structures.
- There may be a need to develop a mechanism for sharing of urban data between local authorities and their use in R&D of important urban issues.

- Encourage community planning and developing participatory budgets on the ground, and activating partnership with local communities in planning decisions.
- Encourage increasing housing projects for middle and low income people.
- Work on preserving the existing public spaces, and ensuring their maintenance and sustainability, and creating more green public spaces.
- Encourage the strengthening the role of local administrations as the front-line in implementing the 2030 Agenda in Jordan

Recommendations and the way forward

- Enhance efforts to incorporate gender, child rights and those with disability mainstreaming into urban planning, and developing the database at the local level in this regard.
- Assess implementing a comprehensive review of legislation, by-laws and instructions to ensure they are aligned with the Local Administrations Law and achieving its targets.





Ensure sustainable consumption and production patterns

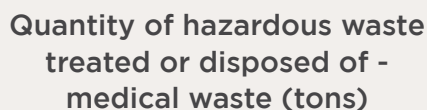
these goals, Jordan developed the legal and organisational framework for efforts in this field, in addition to implementing many projects that would meet the desired targets. It should be noted that this goal intersects with several SDGs and especially 2, 5, 6, 7, 9 and 11.

National efforts exerted to meet the goal

- Developed the legislative and organisational environment, as well as launched strategies and work plans, key among them are:
 - The National Strategy and National Action Plan for Sustainable Consumption and Production in the Agricultural/food production sector, Transport and Waste Management in Jordan for 2016-2025.
 - The National Food Security Strategy 2021-2030 that included in its goals affirming the efficient use of resources and reduction of food and production waste.
 - The framework law for waste management that identifies roles and responsibilities of the relevant authorities without overlap, to guarantee appropriate treatment and dispensation of waste to meet the priority of protecting the environment, human health, and to strengthen partnership with the private sector to invest in the sector.
 - Implement the National Strategy for Solid Waste Management 2015-2034 and its action plan that aims at transforming national management of solid waste toward a modern and comprehensive management using the approach of (reduce, reuse, and recycle) within 20 years. The strategy includes the establishment, rehabilitation and closure of some landfills and transfer stations.
 - Issue instructions for electronic and electric waste management, and 5 private companies were given licenses to begin work on dismantling electric and electronic waste and exporting it out of Jordan.



- Implementation of several projects that would contribute to limiting unsustainable consumption and to deal with waste including:
 - Implementing a national system for waste monitoring and information to monitor the environmental performance of existing and new landfills and implement appropriate inspection procedures on landfills.
 - Proceeded with a project with private sector enterprises to implement activities that transfer environmentally friendly technologies. The project aims at saving consumption of resources, energy and water, in addition to reducing the costs of production and enhancing the competitiveness of participating national industries. This project is implemented with the Royal Scientific Society and affirms positive engagement and participation with the private sector. The project is currently in its second phase.
 - Reduce and limit fixed organic waste and other chemical emissions for a comprehensive and safe management of electronic waste, dangerous waste, health care waste, and solid municipal



6500

2020



waste. This will avoid emissions of fixed and unintended organic pollutants and contribute to developing elements of the waste programme that is based on three principles: limit them, re-use them and recycle them.

- recyclable materials, producing and selling recyclable materials and training.

- Establishing and rehabilitation of a number of transfer stations.
- Project on management of solid waste.
- Construction of a closed transfer station for the first time in Jordan.
- Establishing two sanitary landfill cells in Al-Ekaider landfill.
- Construction of a sanitary landfill in Azraq.
- Establishing 4 organic fertilizer plants in Irbid, Madaba, Karak and Azraq.
- Quarantine waste management.
- A recycling programme, developed through implementing four pillars: awareness, collection of recyclable material, production and sale of material that can be recycled, and training.

- The need to address issues related to capacities and trained human resources in the field of waste management.

- Issues related to the mechanisms for tracking and reporting, which may cause duplication of efforts and loss or shortages in data.
- Limited resources that can be directed towards innovation and new green private sector work, as well as limited funding from international donors in this field.
- The issue of the partnership between the public and private sector and investments in this field. It is noted that many companies operate as usual and

think that introducing new value chains and business models could be costly, especially for SMEs. Companies are still unaware that sustainable consumption and production can be beneficial not just for the environment but could increase profits along the value chain.

- Increased costs of green and environmentally friendly products.
- High resistance to change when it comes to converting to new products or new disposal options.
- Lack of knowledge and awareness of the importance of sustainable consumption and production.

Recommendations and the way forward

- Prepare a list of priority indicators for the SDGs, including indicators relevant to sustainable production and consumption.
- Encourage the role of research and development undertaken by academic and research institutes to strengthen sustainable consumption and production.
- Increase awareness of sustainable consumption patterns and strengthen recycling initiatives.

- Integration of sustainable production and consumption into recovery strategies to align the economy with public health, nature and climate.
- Work on limiting single use plastics.
- Assess how to increase oversight over biomedical and hazardous waste.
- Present green financial incentives and packages for the private sector to engage in sustainable production and consumption.
- Look into ways to finance green and sustainable work, products and services, as well as establish new markets and demand based on new circular business models.
- Develop a national roadmap for sustainability and expand in implementing production that is clean and efficient in the use of resources in the industrial sector in consultations with relevant parties.
- Develop school curricula to enhance sustainable strategies and education through practical applications, and encourage sustainable production and consumption.





SDG13: Climate Action

Take urgent action to combat climate change and its impacts

Jordan accords climate change priority given its implications on vital systems and national natural resources, in addition to our ethical duty towards the international community on the basis of shared but different responsibilities. SDG13 intersects with many other SDGs, most notably 2, 5, 6, 7, 9, 11, 14 and 15.


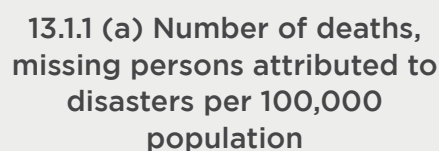


National efforts exerted to meet the goal

- Work has focused in the past period on institutionalising the national efforts on climate change through establishing departments in the relevant institutions, while continuing to meet commitments to the UN Convention on Climate Change. The first climate change by-law was issued in 2019, according to which a national climate change committee was established, and mandated with coordinating work related to climate change, providing advice and developing policies related to the sector.
- Entered into international agreements and commitments on climate change, including the Paris Agreement and the international commitment to reduce methane gas emissions by 30% by 2030.
- Develop a number of relevant plans, including the National Green Growth Plan 2017 and the sectoral action plans for 6 key sectors for 2021-2025, the National Climate Change Adaptation Plan of Jordan 2021, Climate Smart-Agriculture Action Plan, Recommendations and Best Practices to Develop a 2050 Pathway / Long-Term Low-carbon and Climate Resilient Strategy (LTS) for Jordan, the Amman Climate Plan/Amman Green City Action Plan, and the Local Climate Action Plan (for municipalities) to respond to climate change.
- Preparing and submitting the national communications reports under the UN Convention on Climate Change (the first, second and third, with work underway

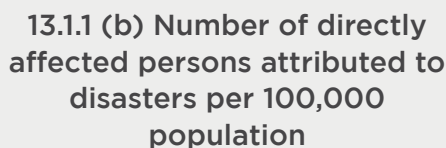
on the fourth), in addition to preparing Jordan's First Biennial Update Report to the United Nations Convention on Climate Change 2017 and Jordan's Second Biennial Update Report 2021.

- Since 2017, Jordan bolstered measures to counter disaster risk. The national disaster risk reduction strategy was developed based on the findings of the Capacity Needs Assessment for Disaster Risk Management Report. The inclusive strategy adheres to the Sendai Framework and covers 100% of the national population, and facilitated the process of community level contingency planning with a focus on flash flooding.
- Establish the monitoring, report and verification system and an inventory of greenhouse gases emissions at the national level.



Source: Department of Statistics

- Given the impact of climate change on poverty in the Kingdom and its impact on health and effects related to youth (male



13.27
2015

0.16
2020

and female), a number of projects were launched aimed at improving the living conditions of the least fortunate areas in Amman through green infrastructure, and to increase the resilience of poor and vulnerable communities to the impact of climate change.

- Prepare and update several codes that contribute to reducing emissions from buildings including the external lighting code, the insulation code for existing buildings, and the guideline for insulation and green hospitals code.
- Preparing the first of its kind analysis on gender and climate change, with Jordan having integrated gender as an area of priority in its national plans.


Challenges and risks facing the goal

- The need to continue integrating climate change considerations in development planning and land use, and encourage sustainable land use methods.
- The need to address issues related to the technical skills among those working on issues of climate change.

Emissions Tracking

According to the World Bank, Jordan has become the first developing country to build end-to-end digital infrastructure to track and transact reductions in global greenhouse gas emissions. Jordan's pioneering efforts have inspired other developing countries.

Jordan was the first developing country with an emissions tracking and transaction system ready for this market.



- Issues related to technologies and measures of energy efficiency, in addition to strengthening the strategic legislative framework to improve energy efficiency in final energy use sectors.
- The need to consider a comprehensive insurance system for damages resulting from climate change (impact of drought and sudden floods on the agricultural sector and other economic sectors).
- The limited ability to reach funding for energy efficiency projects, and increasing awareness of the financial sector on ways to fund green projects.
- Limited allocations to implement climate change programmes and activities highlighted in the relevant national policies and strategies, including support and funding from the private sector and big companies.

- Deepen knowledge and awareness of the opportunities to limit greenhouse gas emissions through integrating energy efficiency technology and the feasibility of such economic opportunities through specialised research and studies.

- Encourage mainstreaming gender in work on climate change, and looking into increasing indicators that consider gender in national plans related to climate change, in addition to possibly undertaking more research on gender and climate change.

-



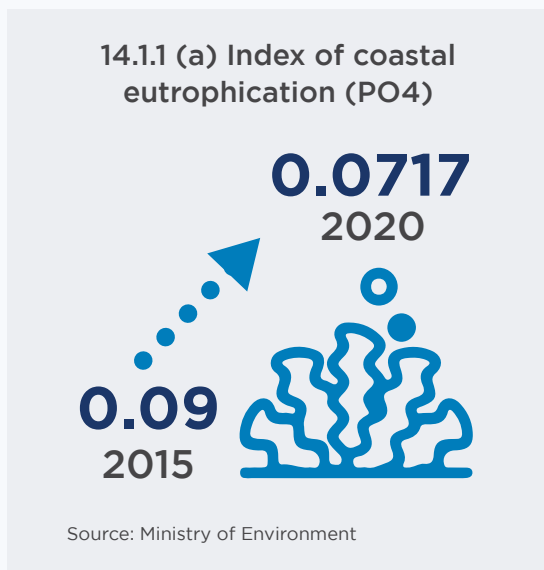
SDG14: Life below Water

Conserve and sustainably use the oceans, seas and marine resources for sustainable development

In spite of Jordan's short coast of around 27km with the Gulf of Aqaba being Jordan's only sea point, the coastal area is characterised by great biodiversity of marine life. Jordan was therefore keen to join many international and regional agreements and protocols related to the protection and sustainability of the


marine environment. Jordan's efforts to meet this goal are in line with the objectives of the National Action Plan for Adaptation and Impact of Climate Change in Jordan 2021, and contributes to achieving priorities of Jordan Vision 2025. SDG14 intersects with many other SDGs including SDGs 1, 2, 13 and 15.

National efforts to meet the goal



- The Environmental Protection by-law (21, 2001), covers details, procedures, and legal instructions for pollution prevention, environmental impact assessment, environmental auditing, air protection, marine environment protection and environmental monitoring, as its articles address the coastal and marine environment. The policy of preventing the discharge of any materials into the sea is considered one of the most important pillars of the concerned authorities in Aqaba in the field of coastal environment protection.
- One of the most significant measures taken to meet this goal is declaring the Aqaba marine reserve in 2020, which was registered on the national reserves network. Work is underway to institutionalise it through preparing a draft by-law for the reserve and its administrative plan.

- Develop several systems, strategies, plans and programmes that aim at framing and strengthening efforts to achieve the goal, including, the strategy for the comprehensive management of coastal areas in the Gulf of Aqaba and the action plan for environmental tourism and sea uses plan. Instructions were also prepared for the marine environment and fish wealth protection fund in the Gulf of Aqaba, in addition to the review of the national programme on sea monitoring, and putting in place a framework for its development. The first guide on hard coral was issued, and the by-law on comprehensive management of coastal areas was also developed.
- Launch of the first guide on the state of the coastal environment and establishing online monitoring stations in two sites to monitor the quality of sea water. There was implementation of several coral farming operations, with a good success rate.




ProjectSea

Seif Al Mdanat and Beisan AlSharif co-founded ProjectSea to take action and start a movement in conserving marine life.

The first cleanup campaign took place in June 2021, and since then 11 cleanup campaigns were completed, collecting more than 21000 pieces of plastic, and other waste exceeding 3 tonnes. So far, 160 scuba divers from 30 different nationalities have volunteered in their clean-up campaigns.

ProjectSea is also extending its efforts by doing school campaigns, using social media as awareness platforms, selling tote bags made up of recycled materials, and installing trash bins in public and private beaches. In addition, they are writing a children's book.



Challenges and risks facing the goal

- Limited financial resources and capabilities to mobilise funding to implement the administrative plan for Aqaba reserve, and to strengthen principles of beach and coral protection.
- The need to address issues related to appropriate skills relevant to the management of coastal areas, marine reserves and available skills for monitoring the state of coastal environment, and specialised teams on the marine environment.
- The need to develop data management and information relevant to the marine environment and updating it.
- High costs of monitoring and management of the marine environment given requirements for special capabilities.
- Jordan is challenged in the control of marine waste that results in great damage to the marine environment.
- Mobilising applied scientific research and studies.
- Limited partnership with the private sector and civil society.

Recommendations and the way forward

- Encourage participation in management of coastal areas and enable women and youth to take an active role.
- Work on directing scientific research and develop it in the service of protecting and managing marine resources.
- The importance of having a sustainable funding plan for activities linked to protecting marine resources, and engaging civil society and local councils.

-



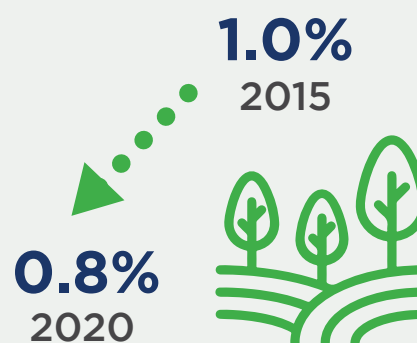


Despite its small size, Jordan has a unique biodiversity which requires the bringing together of national efforts for its protection, as natural resources and forests are considered a primary repository for all wild plants and a haven for wildlife, with the degradation of land being one of the main threats to

National efforts exerted to meet the goal

- Most of the national efforts to meet the goal were reflected in establishing the legislative and organisational environment, including to develop strategies and plans. Of significance is the issuance of the Environment Protection Law no. 6 in 2017 and the by-law to obtain environmental genetic material and the fair and equitable sharing of benefits accrued for their use in 2021, in addition to the National Strategy for Biodiversity and its Action Plan 2015-2020, the National Drought Strategy 2015-2020, the launch of the guide of the red list of endangered plants (first edition in 2014 and the second in 2017), and the guide of the red list for endangered animals in 2020.
- Continue with efforts to protect the environment, with Ajloun and Azraq reserves being placed on the international green list of reserves, placing Petra on the network of natural reserves and preparing the file for its nomination as a natural reserve. Fifa nature reserve was declared as the lowest Ramsar Point in the world in 2017, and Birqa and Dahek reserves were declared in 2018, which helped increase the percentage of land protected according to the international commitments for bio-diversity.
- Development of a data base on bio-diversity.
- Prepare and issue the sixth national report on biodiversity, which came to achieve Jordan's commitments for the Convention on Biological Diversity, especially in line with the Aichi goals 2010-2020.

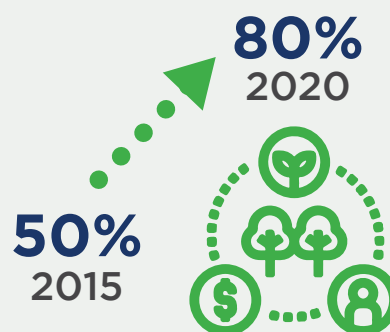
15.1.1 Forest area as a proportion of total land area



Source: Ministry of Agriculture

- The issuance of the national report to neutralise degraded lands in 2017, which included setting national goals for the priorities that must be worked on to reduce land degradation, in addition to setting baselines for measuring the extent of land degradation.
- Establishing a green tourism division to work on integrating natural heritage and biodiversity into the tourism sector.
- Prepare the charter for biodiversity friendly tourism meant to classify tourist facilities.

15.2.1 Progress towards sustainable forest management




Source: Ministry of Agriculture

National Clean-up Campaign

National Clean-up Campaign was launched in April 2017 and, in the first phase, the campaign targeted over 60 public and tourist locations. The campaign was organised by the Ministry of Environment and involved the participation of other ministries, civil society institutions, sports clubs, cooperatives and environmental NGOs in every part of the Kingdom.

Since then, the campaign has been a remarkable success story and was expanded to all parts of Jordan. The participation of the people of Jordan is increasing with every phase.



Challenges and risks facing the goal

- Endeavour to address the legislative environment to cover gaps in laws to strengthen the capacity for full control in the field of protecting land life and the sustainability of biodiversity elements, and therefore to fully achieve the goal.
- Limited financial resources to implement the activities related to achieving the goal.
- Issues related to the capabilities, and availability of qualified cadres.

Recommendations and the way forward

- Look into implementing the concept known as 'Limit the risk of disasters based on environmental systems' (ECO-DRR).
- Consider implementing a study and analysis of the volume of expenditures and expenses on biodiversity activities of all kinds.
- Work on expanding studies and projects that link biodiversity with climate change such as 'calculating carbon storage in the environment system of forests and coral reefs.'
- Identify funding opportunities to implement proposed projects and programmes in the national plans for biodiversity, fighting drought and climate change.
- Work on increasing protected areas by studying and declaring new protected areas and including them within the national network of nature reserves.
- Move with updating the National Strategy for Biodiversity and its Action Plan in line with the goals and targets of the international framework for biodiversity for beyond 2020. Work on updating the strategy is expected during this year.
- Consider updating the National Drought Strategy and its action plan to be in line with international directions and the outcomes of the State Party Convention to be held in 2022.



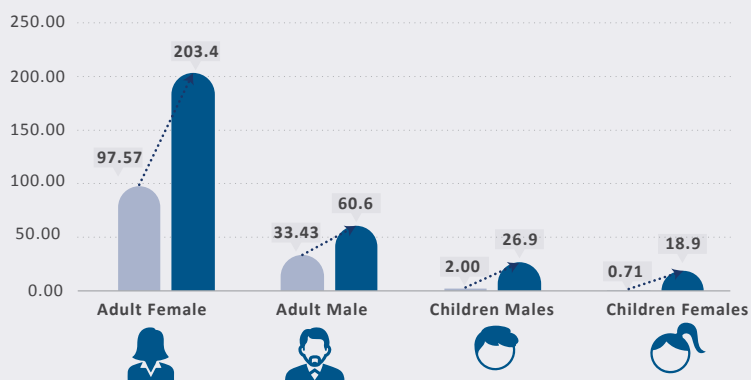
SDG16: Peace, Justice and Strong Institutions

Promote peaceful and inclusive societies for sustainable development, provide access to justice for all and build effective, accountable and inclusive institutions at all levels

Based on the SDGs, Jordan took steps towards achieving peace, stability and to guarantee human rights and good governance. Jordan also moved towards political openness pluralism, public participation, and support for strengthening democratic norms, in addition to adopting economic reform policies for development. A comprehensive national human rights plan was adopted, and several laws were amended in relation to establishing political parties, holding parliamentary elections, establishing associations, and strengthening the rule of law. Moreover, steps were taken to facilitate public participation by citizens, with His Majesty having written several discussions papers that addressed the importance of activating governance by law, independence of the judiciary, monarchy, countering corruption and nepotism, and economic reform. The most recent reform of note is the Royal Decree establishing

the Royal Committee for Modernising the Political System, mandated with achieving a qualitative transformation in the political and parliamentary life, which includes continuing the development process to ensure the right of Jordanians to practice a parliamentary and political party life, leading to the realization of parliamentary governments and to a parliament based on parliamentary blocs and parties, on the basis of citizenship, equal opportunities, fair representation, and the rule of law, and with the associated requirements for the necessary constitutional and legislative amendments. Efforts are also underway to deliver a comprehensive citizen-focused public sector reform with the participation of members from government, private sector and civil society. All these measures are reinforced by Jordan's accession to many international human rights conventions.

16.1.1 Number of victims of intentional homicide per 100,000 population, by sex and age



Source: Public Security Directorate

● 2020 ● 2016

National efforts exerted to meet the goal

- Jordan undertook a review of the Comprehensive National Plan for Human Rights 2016-2025 and its alignment with international requirements and the 2030 SDGs. The review showed that alignment of the 2030 SDGs and the strategic goals of the Comprehensive National Plan for Human Rights reached 76%, and alignment with the sub-activities of the Comprehensive National Plan for Human Rights reached 26%.

- The establishment of the National Centre for Human Rights as an independent national institution of public benefit enjoying an independent legal personality, and is financially and administratively independent. It was established to strengthen human rights principles and their protection in the Kingdom. It is worth noting that the Centre has full membership in the SCA linked to the International Coalition for National Human Rights Centres associated with the UN after receiving A-status from the

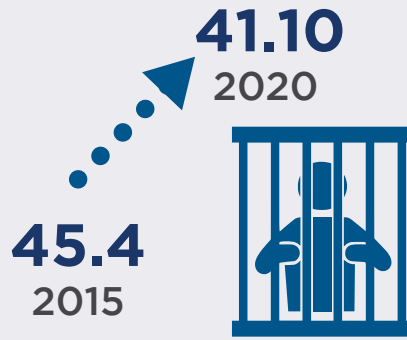
Alignment of the Comprehensive National Plan for Human Rights 2016-2025 with the 2030 SDGs

Pillar	Strategic Goal	SDGs
Civil and Political Rights	<ul style="list-style-type: none"> • Right to nationality, residency, refuge and freedom of movement 	
Economic, Social and Cultural Rights	<ul style="list-style-type: none"> • Protection of the right to life and physical safety 	
	<ul style="list-style-type: none"> • Strengthen and protect the right to health 	
	<ul style="list-style-type: none"> • Strengthen and protect the right to education 	
	<ul style="list-style-type: none"> • Strengthen and protect the right to work 	
	<ul style="list-style-type: none"> • Strengthen the right to a healthy environment and the right to development 	
The rights of segments that are more likely to be violated	<ul style="list-style-type: none"> • Strengthen and protect women's right 	
	<ul style="list-style-type: none"> • Strengthen and protect the rights of people with disabilities 	
	<ul style="list-style-type: none"> • Strengthen and protect the rights of the elderly and guarantee that they are able to enjoy them 	

international coordinating committee for human rights centres in 2006 and to date. The centre has issued 17 reports on the state and conditions of human rights in the Kingdom and a part of its reports includes a table on complaints classified by rights.

- In the framework of rule of law at the national and international levels, and to guarantee everyone access to justice, the government accorded special attention to implementing legislative amendments to a number of laws, including establishing a fund for legal aid and a directorate for community sanctions, the establishment of alternatives to judicial detention, the establishment of the state cases directorate, in addition to the automation of many services and procedures related to the justice sector and the implementation of the remote trial project.
- Jordan ratified seven international human rights treaties out of nine international conventions. It should be noted that Jordan is the first Arab country to ratify the terms and provisions of the Arab Charter on Human Rights issued by the League of Arab States without making any reservations to the articles included within the Charter, this is in addition to seven out of the eight core ILO conventions, which cover freedom of association, non-discrimination, equality, forced labor and child labour.
- Jordan is a member of international agreements and many regional and international networks on countering corruption and bribery. Amendments to the Integrity and Countering Corruption Commission were adopted.
- The National Strategy on Integrity and Countering Corruption 2017-2025 includes plans for implementing a

16.3.2 Unsented detainees as a proportion of overall prison population



Source: Public Security Directorate

monitoring project, as this would allow for an electronic platform to share information between governmental institutions and departments to expose corruption cases and track them, in addition to efforts to raise awareness on these issues targeting students at schools and universities. Materials were prepared for educational supervisors, university deans and professors.

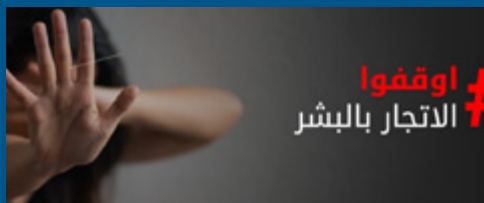
- The Anti-Money Laundering Unit was subject to a national evaluation during which the risks of money laundering and terrorism financing in Jordan was studied
- In terms of access to information, Jordan was the first country to adopt a law on the right of access to information in 2007. Three protocols were adopted on the right of access to information as part of the 4th executive plan for the OGI, the first was a guide to institutionalise measures on the right to access information.
- To implement alternatives to social reform, work has been done to unify judicial and administrative procedures, prepare a guideline for alternatives to social reform, and finish building and equipping the electronic bracelet system as an alternative to judicial detention.

- ## Challenges and risks facing the goal

Recommendations and the way forward

- Continue to assess the alignment of laws and legislation with international frameworks on human rights and the SDGs.
- Issues related availability of national data on several SDG16 indicators.
- Issues related to funding availability.

- Continue with efforts to enhance effective, transparent and accountable institutions, and continue supporting the rule of law and countering corruption.
- Continue with efforts to study alignment of national legislation with frameworks for human rights.
- Work to strengthen efforts to promote human rights as societal values, through integration of human rights into curricula.
- Continue with efforts to adopt the Child Rights Law.
- Work to promote gender integration within the judicial sector, including increasing the number of female judges and female employees.
- Look into the possibility of employing electronic services to ensure follow-up, progress and continuity of litigation procedures by women and persons with disabilities.




Strengthen the means of implementation and revitalise the global partnership for sustainable development

Syrian crisis, and represents an innovative framework for coordinating financing in a way that meets the priority needs of Syrian refugees and host community. Concerted efforts are also directed towards creating an enabling environment for the private sector and investments in support of development projects.

National efforts to meet the goal

17.1.1 Total government revenue as a proportion of GDP




Source: Department of Statistics

- **Financial:** Several measures were implemented to enhance local revenues collection through countering tax and customs evasion. Laws were adopted related to tax collection and administrative and organisational measures were implemented to limit tax evasion, increase inspections and quality audits, while work is also underway on dealing with distortions in a manner that would ensure tax fairness and raise audit efficiency instead of imposing new or increasing taxes. In parallel, work is implemented to control and rationalise current expenditures to reduce the budget deficit.
- **Investment:** Strengthening public private partnerships (PPPs) and attract more foreign investments in implementing national projects. An initiative was launched to study attracting FDI and its role in achieving sustainable development through focusing on four development pillars: creativity and innovation, gender equality, the green economy and decarbonisation, employment and training. A ministry dedicated to investment was established in 2021 to enhance the investment environment

and remove obstacles before investors. The ministry includes a special unit for PPPs. There is a draft modern investment law that guarantees the protection of investments, and enables them with a focus on value added investments. The by-law for income tax in the development zones was adopted to enhance investments in these areas.

17.1.2 Proportion of domestic budget funded by domestic taxes



Source: Department of Statistics

Technology: The Government Financial Information System (GFMIS) was implemented as a government financial accounting and administrative system to promote the trend towards automating government services. The billing system was also implemented to combat tax evasion. A study is underway on the entry of 5th generation services into the Jordanian market. To protect beneficiaries of the ICT sector, a fingerprint authentication project was launched, and the quality of mobile telecommunication services provided by operators in the Kingdom was monitored through the establishment of a specialised centre for this. Instructions have also been prepared to manage communications infrastructure risks and maintain communications infrastructure in emergency situations.

13.86
2015

8.93
2020

- **In the field of trade:** Jordan has a range of free trade agreements with multiple partners which contribute to strengthening the national exports base. In an innovative effort to support Jordan deal with the impact of the Syrian crisis, Jordan and the EU have signed unto the decision to simplify the rules of origin. This allows for increasing the ability of Jordanian exports to access European markets and attract foreign investments to the Kingdom. In parallel, Jordan worked to support Syrians in accessing the labour market through providing them with work permits.
- **In the field of data, monitoring and accountability:** The electronic procurement system to computerise the business and procedures of government procurement was implemented to reach the highest levels of efficiency and effectiveness in managing the procurement sector within a framework of integrity and transparency of procedures. Jordan was the first Arab country to work on implementing international accounting standards in the public sector. In the same context, the OGI unit was established in


Challenges facing the goal

- ## Recommendations and the way forward

- Affirm to donor countries that they need to assume their responsibilities towards the Syrian refugee crisis and expand the funding allocated to achieving the SDGs.
- Consider promoting debt swaps for green projects that are committed to.
- Assess the possibility of conducting a mapping of financing flows including public, private, domestic and international, to assess the status of funding for development and future trends
- Continue to work on enhancing national mechanisms and necessary measures to combat illicit financial flows, combat corruption, and strengthen anti-money laundering mechanisms.

- Endeavour to conduct a quantitative, gender-sensitive assessment of financing.
- Consider promoting the idea of establishing a regional social solidarity fund in the Arab world that supports

the least developed and at-risk Arab countries. This would ensure speedy response to peoples' needs and relief in cases of food shortages and health emergencies. Arab governments can contribute to its financing in several ways.



6

Chapter CONCLUSIONS AND THE WAY FORWARD

Chapter 6:

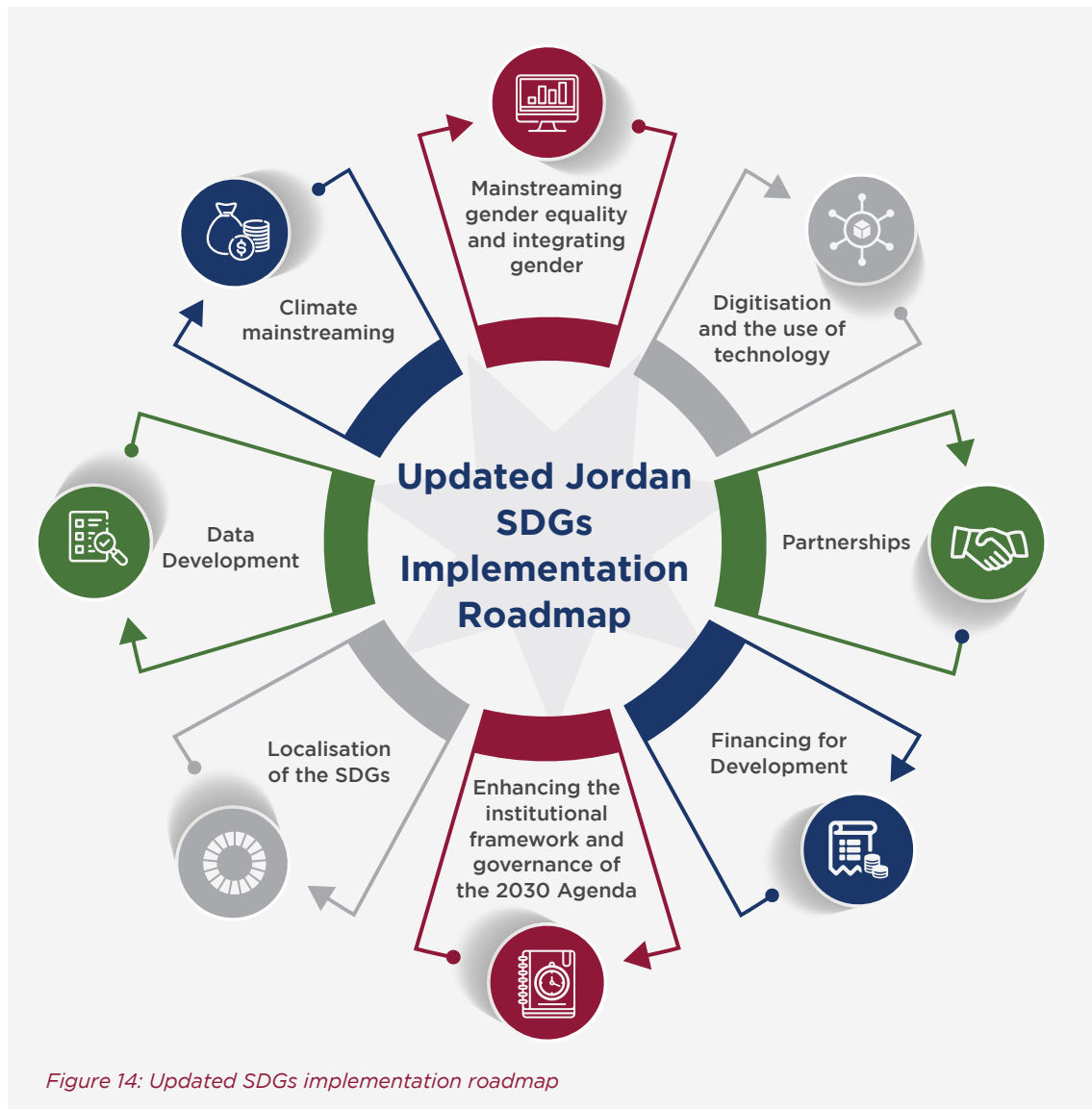
CONCLUSIONS AND THE WAY FORWARD

The preparation of this VNR coincided with Jordan facing several unprecedented challenges. Addressing these, and investing in the opportunities that may arise as a consequence, lays the foundation for building a future that is more resilient and sustainable. With the 2030 Agenda effectively representing a roadmap for such a future, Jordan has undertaken legislative and political reforms, as well as major economic measures to provide the necessary environment and remove obstacles to achieving ambitions of comprehensive and fair development for all. In this context, this report comes as a launching point to strengthen and bolster our efforts in this regard and to contribute to identifying the issues of priority for the coming phase, especially in light of limited natural and financial resources.

Moreover, the VNR preparation process enabled the identification of several lessons learnt and practices that will help in accelerating the work in aligning national development efforts with the 2030 Agenda, including the need to strengthen governance and technical capabilities, provide the appropriate environment to meet the 2030 Agenda, and strengthen the role of national and local institutions. The following figure reflects the key pillars that will frame the work and complement the goals and interventions in the national and sectoral plans to achieve the SDGs. It should be noted that these pillars constitute a continuation of the roadmap that was included in the 2017 VNR. Consultative meetings will be held to prepare the action plan for the roadmap, to identify roles and responsibilities at all levels, and to ensure implementation, review and ongoing update.



Updated Jordan SDGs Implementation Roadmap



Enhancing the institutional framework and governance of the 2030 Agenda

The nationalisation of the SDGs and identifying their priorities are considered a key step in strengthening efforts for future national reviews and accelerating the progress of the 2030 Agenda. Jordan will develop its governance framework related to implementing the 2030 Agenda, including bolstering the role of the National Higher Committee for Sustainable Development in directing sectoral strategies and ensuring

their alignment with the SDGs, especially when it comes to targets and indicators. Jordan will seek to prepare periodic review reports on progress towards achieving the SDGs to ensure that necessary measures are taken at the right time to reach targets. The National Higher Committee for Sustainable Development will lead these reviews through the task forces that were established during this VNR preparation process. It will be necessary during the coming stage to undertake an assessment of the technical needs of these task forces to provide the necessary support for their work.

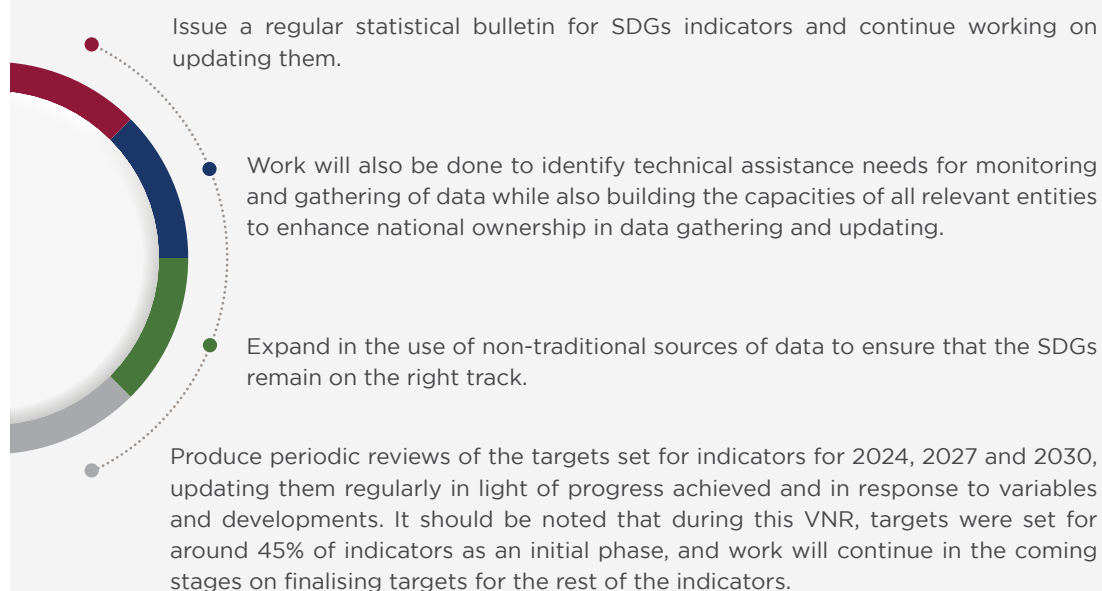


Data development

The relevant parties may also benefit from establishing specialised units on sustainable development within their organisational structures. This may contribute to integrating sustainable development concepts into the strategies and structures of official institutions and may be done in partnership with international organisations. This would be complemented by a full evaluation of their technical and administrative needs, as well as undertaking studies regarding the institutional and legal framework for each goal to address overlaps in specialisations among institutions, conflicting or unclear legislation, and to simplify procedures and actions related to the 2030 Agenda.

The 2022 VNR for Jordan created an opportunity to bolster tools and mechanisms for collecting data that can support reporting on progress on SDGs and that can be leveraged in the next stage in collecting data at the national and sub-national levels. In the next phase, Jordan will continue building the JDP database to strengthen the quality of data, especially with respect to sex, age and disability, and at different levels, including governorates and with respect to urban/rural divides. This will greatly aid in meeting the principle of leaving no one behind by identifying increasingly localised needs and requirements. Moreover, Jordan will undertake additional measures that will contribute to monitoring and evaluation of progress in implementing the goals:

Measures for monitoring and evaluating progress in implementation of the goals



Localisation of the SDGs

The 2022 decentralisation elections, and the newly elected municipal and governance councils, represent an opportunity to accelerate the mainstreaming of the SDGs at local levels. This process will be driven by integrating local stakeholders into the governance structure for the 2030 Agenda. Besides the elected councils, stakeholders will include entities representing civil society, youth, academia and the private sector. Stakeholders are anticipated to have specific roles that will drive the localisation process. For example, municipal and governance councils will elaborate developmental plans that are linked to the SDGs. Civil society entities will support the implementation of development projects, encourage people to participate and volunteer, help achieve sustainable social development and increase the level of social service. On the other hand, universities within the governorates will act as incubators for the SDGs, play an active role in raising awareness within the student body and the local community about the SDGs, and conduct research and studies that aid the decision-making process in this field.

To aid the localisation process, it will be necessary to exert parallel efforts to build capacities of these stakeholders and provide training, especially on aligning plans with the SDGs, in addition to ensuring the availability of data at the local level. Jordan will also build on the lessons learnt from the VLR process to prepare more periodic reviews at the local level for different cities in the Kingdom.

Financing for development

Jordan will continue to identify new and varied sources of funding and consider different tools of financing, including debt swaps for green projects. Work will also be directed towards evaluating funding for sustainable development at the national level and building capacities in the fields of SDGs budgeting and SDGs costing.

A number of countries have resorted to implementing the Integrated National Financing Framework (INFF) as a tool to help facilitate and drive financing toward the SDGs. With our international partners, a programme is being implemented to support the establishment of the initial building blocks of an INFF with a specific focus on climate and gender. As a supporting step, efforts may build on this to prepare a Development Finance Assessment (DFA) to identify policy priorities and actions to mobilise financing within one working framework. Work may also take place on SDGs costing to assist in the planning process. Moreover, it is necessary to increase financing levels for the JRP to avoid the cumulative impact of the Syrian crisis on achieving the SDGs.

Mainstreaming gender equality and integrating gender

Jordan will continue to give priority to mainstreaming gender equality and integrating gender. This must include enhancing women's representation in policy, planning, and crisis response mechanisms, while also working on increased societal awareness of gender equality issues, data development,



partnerships with all relevant entities, and to consider the NSW the roadmap for achieving gender equality, such that executive plans are developed with government entities on this. This is in addition to capacity building on strategic planning and gender, examining the possibility of undertaking legislative reviews through a gender lens, and developing gender-specific budgeting and tracking.

Climate mainstreaming

Given Jordan's national priority of building back on environmentally protective grounds, Jordan needs to ensure that investments are aligned with the climate agenda and meet the targets set forth in SDG2, SDG13, SDG14, and SDG15, and elsewhere where climate intersects with other goals such as SDG6, SDG7, and SDG11. This may require strengthening the institutional and technical capacities in the field of climate change, including in accessing finance linked to climate change.

Digitisation and the use of technology

In moving forward, our development efforts will be aided by increased digitisation and the employment of technology across the private and public sectors. The Government adopted a comprehensive ICT development and digitisation strategy to improve service delivery and to transform Jordan into a digital economy. This includes implementing measures to digitise and enhance the quality of business-related government services, digitise tax-related services, as well as digitise and facilitate trade procedures. The GIEP additionally highlights the use of smart and clean technology to develop public transport services and to rehabilitate national road networks. Jordan also seeks to integrate Artificial Intelligence (AI) locally, with a

strategy developed to promote the use of AI technology, increase its contribution to the economy, and help position Jordan into a regional centre for information technology and innovation. To this effect, and understanding the link this sector has to education, Jordan will develop its educational curricula to meet the requirements for digital transformation, especially given the importance of preparing Jordan's youth for the jobs of tomorrow, while taking into account remote areas, different age groups and the ability to effectively respond and move towards the use of technology.

Partnerships

Partnerships with different stakeholders remain an integral part of Jordan's approach to development. Jordan believes that the private sector is a key partner in development and has a complementary role. This includes through establishing PPPs to implement, build and operate major strategic and developmental projects. To this end, Jordan will continue to implement structural, economic, and investment reforms to enhance the role of the private sector in the economy and by doing so, enable us to address challenges pertaining to unemployment, including that of women and youth. In this context, the focus will be on supporting different sectors of priority including industry, food security, water, energy and tourism, SMEs as well as small farmers and producers. As for academic circles, it is important to harness research and development to achieve sustainable development, while civil society remains a supporter and partner in capacity building, increasing awareness, and implementing technical activities.



A final note

The 2022 VNR has been an important measurement tool in Jordan's sustainable development journey. As we continue to understand and reflect on the negative impact of the pandemic on data, and more importantly assess the impact of the Russian-Ukrainian crisis on our economy and people, one truth remains; we must accelerate progress towards achieving the SDGs.

Whilst Jordan has made important milestones in terms of advancing its sustainability agenda at government and policy planning levels, it is important that we double down on ensuring the next phase of socio-economic development. To this end, Jordan recently launched its Economic Modernisation Vision "Unleash Potential to Build the Future" which was developed through a collaborative, data driven methodology process and expands over 360 initiatives across various sectors as part of eight national economic growth drivers. The vision will contribute to national efforts targeting the SDGs, and will be translated into executive programmes to be implemented by successive governments.

Jordan is counting on the continuous support of the international community and its partners, and there is no doubt that the 2030 finish line requires that we build on our history of outstanding cooperation. The SDGs continue to serve as a reminder that without shared responsibility and cooperation, nothing is possible.



ANNEXES

Jordan Second Voluntary National Report 2022

SDG Indicators Annexes

DoS established the JDP including the SDGs indicators to unify the indicators data sources as well as provide this data to the public through this portal. The process of building the indicators data for each goal was built on the available data at the portal as a base for updating, modifying, and adding new data sources from all the task forces. This process enriched the JDP indicators data and sources by providing new data from national sources.

At a final stage, the list of new collected indicators was reviewed extensively with a team from DoS to verify the accuracy and completeness of the provided data on indicators. The final reviewed list will be reflected and updated on the JDP to be accessible and available for the public anytime.

Annex 1 and Annex 2 list the available indicators with disaggregation and national supported indicators (proxy). The year 2015 was the baseline and the year 2020 for measuring the progress. Annex 2 contains list of indicators with targets for (2024, 2027, 2030).

Indicators text color in Annex 1 and Annex 2 have been adopted according to the following:

- The basic indicator as stated in the basic indicators document in black.
- Detailed indicators (Disaggregated) of the main indicator, which are part of it, are in green.
- Alternative indicators (Proxy) that feed the main indicator and support it in blue.



SDGs Indicators Annex 1:

Indicators list

**Goal 1. End poverty in all its forms everywhere**

Indicator Name	Actual 2015		Actual 2020	
1.2.1 Proportion of population living below the national poverty line	14.4%	(2010)	15.7%	(2017)
1.3.1 Proportion of population covered by social protection floors/systems, by older persons				
Percentage of the population over the legal retirement age who receive a pension	42.20%	(2010)	57.30%	
1.4.1 Proportion of population living in households with access to basic services				
Proportion of population using basic drinking water services in urban areas	99%		99%	
Proportion of population using basic drinking water services in rural areas	97%		97%	
Proportion of population using basic drinking water services in all regions	99%		98%	(2017)
Proportion of population using basic sanitation services by rural areas	96%		97%	
1.5.1 Number of deaths, missing persons and directly affected persons attributed to disasters per 100,000 population				
Number of people dead or missing due to disasters out of every 100,000 people	0.12		0.09	
Number of people directly affected by disasters per 100,000 people	13.27		0.16	
1.5.2 Direct economic loss attributed to disasters in relation to global gross domestic product (GDP)	0.000117		0.0005	
1.5.4 Proportion of local governments that adopt and implement local disaster risk reduction strategies in line with national disaster risk reduction strategies	0		25	
1.a.1 Total official development assistance grants from all donors that focus on poverty reduction as a share of the recipient country's gross national income	0.87		0.98	(2019)
1.a.2 Proportion of total government spending on essential services (education, health and social protection)	37.6		38	
Percentage of Total Government Expenditure on Basic Services (Education)	10.8		10.3	

Indicator Name	Actual 2015	Actual 2020
Percentage of Total Government Expenditure on Basic Services (Health)	11	9.4
Percentage of Total Government Expenditure on Basic Services (Social Protection)	15.7	18.3



Goal 2. End hunger, achieve food security and improved nutrition and promote sustainable agriculture

Indicator Name	Actual 2015	Actual 2020
2.1.1 Prevalence of undernourishment	6.30%	9.50%
2.2.1 Prevalence of stunting (height for age <2 standard deviation from the median of the World Health Organization (WHO) Child Growth Standards) among children under 5 years of age	7.7	7.4
2.2.2 Prevalence of malnutrition (weight for height >+2 or <-2 standard deviation from the median of the WHO Child Growth Standards) among children under 5 years of age, by type (wasting and overweight)		
Prevalence of malnutrition – wasting	2.42% (2012)	0.60%
Prevalence of malnutrition – overweight	4.70% (2012)	7.00%
2.2.3 Prevalence of anaemia in women aged 15 to 49 years, by pregnancy status (percentage)	33.2% (2012)	23.9% (2017)
2.4.1 Proportion of agricultural area under productive and sustainable agriculture	50%	56%
2.5.1 Number of (a) plant and (b) animal genetic resources for food and agriculture secured in either medium or longterm conservation facilities	3985 (2016)	4748 (2019)
2.a.1 The agriculture orientation index for government expenditures	0.17	0.15
2.a.2 Total official flows (official development assistance plus other official flows) to the agriculture sector	54.8	58.2
2.c.1 Indicator of food price anomalies	0.4	0.1
Increasing the effectiveness and efficiency of inspection methods at establishments (number of inspection visits to food establishments) National Indicator	45486	39075
Number of Samples Examined National Indicator	77405	81868



Goal 3. Ensure healthy lives and promote wellbeing for all at all ages

Indicator Name	Actual 2015		Actual 2020	
3.1.1 Maternal mortality ratio	19		38.5	
3.1.2 Proportion of births attended by skilled health personnel	99.6	(2012)	99.7	(2018)
3.2.1 Under-5 mortality rate	21	(2012)	19	(2018)
3.2.2 Neonatal mortality rate				
Newborn mortality rate, total	14	(2012)	11	(2018)
Infant mortality rate, age group less than one year, total	17		17	
3.3.1 Number of new HIV infections per 1,000 uninfected population, by sex, age and key populations	0.0001	(2018)	0.00054	
3.3.2 Tuberculosis incidence per 100,000 population	4.42		1.5	
3.3.3 Malaria incidence per 1,000 population	0.007	(2016)	0	
3.3.4 Hepatitis B incidence per 100,000 population	0		0.003	
3.4.1 Mortality rate attributed to cardiovascular disease, cancer, diabetes or chronic respiratory disease	58.70%		83%	
3.4.2 Suicide mortality rate				
Suicide deaths number	113		152	
3.6.1 Death rate due to road traffic injuries				
Traffic accidents deaths number	750	(2016)	461	
3.7.1 Proportion of women of reproductive age (aged 15–49 years) who have their need for family planning satisfied with modern methods	58	(2012)	56.7	(2018)
3.7.2 Adolescent birth rate (aged 10–14 years; aged 15–19 years) per 1,000 women in that age group	25.6	(2016)	27	(2018)
3.8.2 Proportion of population with large household expenditures on health as a share of total household expenditure or income	2.3	(2013)	6.3	(2018)
The proportion of the population whose household spends on health more than 25 percent of total household expenditure or income	0.4	(2013)	1.3	(2018)
3.9.3 Mortality rate attributed to unintentional poisoning	9.1		17.4	
3.a.1 Age-standardized prevalence of current tobacco use among persons aged 15 years and older	28.3	(2018)	42.1	

Indicator Name	Actual 2015	Actual 2020
3.b.1 Proportion of the target population covered by all vaccines included in their national programme		
Threedose polio vaccine (DPT) coverage	98.4	90
Measles vaccination coverage for both doses	96	96
3.c.1 Health worker density and distribution		
Density of health workers, doctors	18.7	27.8
Density of health workers, pharmacists	15.5	13.7
Density of health workers, nursing and midwifery	26.4	35.8
Density of health workers, dentists	7.1	7.7



Goal 4. Ensure inclusive and equitable quality education and promote lifelong learning opportunities for all

Indicator Name	Actual 2015	Actual 2020
4.1.1 Proportion of children and young people (a) in grades 2/3; (b) at the end of primary; and (c) at the end of lower secondary achieving at least a minimum proficiency level in (i) reading and (ii) mathematics, by sex		
Percentage of students at the end of the first stage of secondary education who achieve at least a minimum level of proficiency in mathematics	32.5	40.7
Percentage of students at the end of the first stage of secondary education who achieve at least a minimum level of proficiency in reading	53.7	58.8
4.1.2 Completion rate (primary education, lower secondary education, upper secondary education)		
Primary completion rate	98.7	99.4
The completion rate of the first stage of secondary education	92.2	94
Secondary school completion rate	56.8	69.8
The rate of outofschool children, primary school	2.3	2.6
The rate of outofschool children, first stage of secondary education	7	5.8
The rate of outofschool children, second stage of secondary education	28.6	20

Indicator Name	Actual 2015	Actual 2020
4.2.1 Proportion of children aged 24-59 months who are developmentally on track in health, learning and psychosocial wellbeing, by sex	NA	70.70%
4.2.2 Participation rate in organised learning (one year before the official primary entry age)	60.40%	63.20%
4.3.1 Participation rate of youth and adults in formal and nonformal education and training in the previous 12 months, by sex	26.20%	34.70%
Participation rate of youth and adults in formal and nonformal education and training in the previous 12 months, male	24.50%	34.60%
Participation rate of youth and adults in formal and nonformal education and training in the previous 12 months, female	28.00%	34.80%
4.4.1 Proportion of youth and adults with information and communications technology (ICT) skills, by type of skill		
Copy or move a file or folder	90.10%	88.50%
Use the copy and paste tools	98.50%	98%
Send emails with attachments (document, photo, video)	96.40%	96.60%
Use basic arithmetic formulas in spreadsheets	87.40%	80.20%
Connecting and installing new devices (camera, printer)	75.80%	79.60%
Find, download and install software	87%	89.20%
Preparing electronic presentations with presentation software (including text, images, audio, video, or graphics)	100%	100%
Transfer files between your computer and other devices	98.70%	98.30%
Writing a computer program using a specialised programming language	91%	91.60%
4.5.1 Parity indices (female/male, rural/urban, bottom/top wealth quintile and others such as disability status, indigenous peoples and conflict-affected, as data become available) for all education indicators on this list that can be disaggregated		
Ratio of female to male students	98%	98%
Ratio of female to male teachers	2.23	2.28
Percentage of male students in the region (rural)	51.30%	51%
Percentage of students in the region (rural) female	48.70%	49%
Percentage of male students in the region (urban)	50.30%	50.50%



Indicator Name	Actual 2015	Actual 2020
Percentage of students in the region (urban) female	49.70%	49.50%
Overall pass rate in high school	50.30%	60.80%
Male high school pass rate	45.80%	54.30%
Female high school pass rate	53.10%	67.60%
Percentage of students in rented buildings, males	55%	54.90%
Percentage of students in rented buildings, female	45%	45.10%
Percentage of students in doubleshift buildings. (male)	43%	45.50%
Percentage of students in doubleshift buildings. (female)	57%	54.50%
Average student per teacher total	15.80%	16.70%
Average student per teacher, male	25.70%	27.80%
Average student per teacher, female	11.30%	11.90%
A Ratio of female to male disabled students.	0.95	1
B The ratio of female to male teachers with disabilities.	0.79	1
4.6.1 Proportion of population in a given age group achieving at least a fixed level of proficiency in functional (a) literacy and (b) numeracy skills, by sex		
A The illiteracy rate among youth (15-24 years), males	3.00%	1.90%
A The illiteracy rate among young people (15-24 years old) females	2.80%	1.40%
A The illiteracy rate among young people (15-24 years old) total	2.90%	1.70%
B The illiteracy rate among adults (15+ years) males	3.70%	2.70%
B The illiteracy rate among adults (15+ years) females	8.50%	7.50%
B The adult illiteracy rate (15+ years) total	6.10%	5.10%
C The rate of achieving arithmetic skills among youth (15-24) males	96.50%	98.10%
C The rate of achieving arithmetic skills among young people (15-24) females	97.00%	98.60%
C The rate of achieving arithmetic skills among young people (15-24) total	96.80%	98.30%
D The rate of achieving arithmetic skills among adults (15+) males	92.40%	97.30%
D Average achievement of arithmetic skills among adults (15+) females	87.30%	92.50%
D Average adult arithmetic skills achievement (15+) total	89.90%	94.90%



Indicator Name	Actual 2015	Actual 2020
4.7.1 Extent to which (i) global citizenship education and (ii) education for sustainable development are mainstreamed in (a) national education policies; (b) curricula; (c) teacher education; and (d) student assessment		
Extent to which (i) global citizenship education, including gender equality and human rights, is mainstreamed in (a) education policies at the national level		100%
Extent to which (i) global citizenship education, including gender equality and human rights, has been mainstreamed in (b) school curricula		100%
Extent to which (i) global citizenship education, including gender equality and human rights, has been mainstreamed in (c) teacher training		100%
Extent to which (i) global citizenship education, including gender equality and human rights, is mainstreamed in (d) student assessment		100%
Extent to which (ii) education for sustainable development is mainstreamed		68%
The extent to which (ii) education for sustainable development is mainstreamed in (a) education policies at the national level		71%
Extent to which (ii) education for sustainable development is mainstreamed in (b) school curricula		67%
The extent to which (ii) education for sustainable development is mainstreamed in (c) teacher training		75%
The extent to which (ii) education for sustainable development is mainstreamed in (d) student assessment		50%
The extent to which (ii) education for sustainable development is mainstreamed in (e) the educational environment		75%
4.a.1 Proportion of schools offering basic services, by type of service		
Percentage of schools in which the electricity network is available – government	100%	100%
Percentage of schools in which the electricity network is available – private	100%	100%
Percentage of schools where the Internet is available for educational purposes – government	91%	92%
Percentage of schools where the Internet is available for educational purposes – private	82%	82%



Indicator Name	Actual 2015	Actual 2020
Percentage of schools that have computers for educational purposes – government	73%	73%
Percentage of schools that have computers for educational purposes – private	40%	50%
Percentage of schools with infrastructure and adapted materials for students with disabilities	50%	70%
Number of schools with infrastructure and adapted materials for students with disabilities / school	100	362
Percentage of schools with basic drinking water	100%	100%
Percentage of schools with nonmixed basic health facilities	100%	100%
Percentage of schools with basic handwashing facilities	100%	100%
4.c.1 Proportion of teachers with the minimum required qualifications, by education level		
Percentage of teachers with minimum required qualifications, preprimary education	100%	100%
Percentage of teachers with the minimum required qualifications, primary school.	100%	100%
Percentage of teachers with the minimum required qualifications, first stage of secondary education.	100%	100%
Percentage of teachers with the minimum required qualifications, second stage of secondary education.	100%	100%



Goal 5. Achieve gender equality and empower all women and girls

Indicator Name	Actual 2015	Actual 2020
5.1.1 Whether or not legal frameworks are in place to promote, enforce and monitor equality and non-discrimination on the basis of sex		
Existence or absence of legal frameworks to promote, enforce and monitor equality and nondiscrimination on the basis of gender in accordance with comprehensive legal frameworks and public life.	54.50%	(2018) 54.50%
Existence or absence of legal frameworks to promote, enforce and monitor equality and nondiscrimination on the basis of gender based on violence against women.	33.30%	(2018) 33.30%

Indicator Name	Actual 2015		Actual 2020	
Existence or absence of legal frameworks to promote, enforce and monitor equality and nondiscrimination on the basis of sex, employment and economic benefits.	20%	(2018)	40.00%	
Existence or absence of legal frameworks to promote, enforce and monitor equality and nondiscrimination on the basis of sex by marriage and family.	27.30%	(2018)	27.30%	
5.2.1 Proportion of everpartnered women and girls aged 15 years and older subjected to physical, sexual or psychological violence by a current or former intimate partner in the previous 12 months, by form of violence and by age	22%	(2012)	20.40%	(2017)
Percentage of everpartnered women and girls aged 15 and over who experienced physical violence from a current or former partner in the previous 12 months	11.20%		12.70%	
Percentage of everpartnered women and girls aged 15 and over who experienced sexual violence from a current or former partner in the previous 12 months	6.00%		3.30%	
Percentage of everpartnered women and girls aged fifteen and over who experienced psychological violence from a current or former partner during the previous 12 months	17.40%		16.10%	
5.3.1 Proportion of women aged 20–24 years who were married or in a union before age 15 and before age 18				
Percentage of women aged (20–24) who married or had consorts before reaching the age of fifteen.	0.30%	(2012)	1.50%	(2017)
Percentage of women aged (20–24) who married or had consorts before reaching the age of eighteen.	8.40%	(2012)	9.70%	(2017)
5.5.1 Proportion of seats held by women in (a) national parliaments and (b) local governments				
Percentage of seats held by women in (a) national parliaments	12.00%		15.40%	
Proportion of seats held by women in (b) local governments	27.80%		27.80%	
5.5.2 Proportion of women in managerial positions	63.3	(2017)	60.3	
5.6.1 Proportion of women aged 15–49 years who make their own informed decisions regarding sexual relations, contraceptive use and reproductive health care	58.20%	(2012)	72.60%	(2017)
5.6.2 Number of countries with laws and regulations that guarantee full and equal access to women and men aged 15 years and older to sexual and reproductive health care, information and education	Yes		Yes	



Indicator Name	Actual 2015		Actual 2020	
5.a.1 (a) Proportion of total agricultural population with ownership or secure rights over agricultural land, by sex; and (b) share of women among owners or rightsbearers of agricultural land, by type of tenure				
Percentage of all farmers who own agricultural land or have secured rights to agricultural land. (Total)	24.10%	(2017)		
Percentage of all farmers who own agricultural land or have secured rights to agricultural land. (Male)	43.20%	(2017)		
Percentage of all farmers who own agricultural land or have secured rights to agricultural land. (Female)	3%	(2017)		
Share of women among the owners or rights holders of agricultural land.	6.03%	(2017)		
5.a.2 Proportion of countries where the legal framework (including customary law) guarantees women's equal rights to land ownership and/or control				
	1.00	(2019)		
5.b.1 Proportion of individuals who own a mobile telephone, by sex				
Percentage of Individuals Who Own a Mobile Phone (Total)	90.20%	(2017)		
Percentage of Individuals Who Own a Mobile Phone (Male)	88%	(2017)		
Percentage of Individuals Who Own a Mobile Phone (Female)	91%	(2017)		
5.c.1 Proportion of countries with systems to track and make public allocations for gender equality and women's empowerment				
Jordan has systems in place to allocate and track public allocations for gender equality and women's empowerment	2	(2018)	2	(2021)



Goal 6. Ensure availability and sustainable management of water and sanitation for all

Indicator Name	Actual 2015	Actual 2020
6.1.1 Proportion of population using safely managed drinking water services	94.30%	94.60%
6.2.1 Proportion of population using (a) safely managed sanitation services and (b) a handwashing facility with soap and water	84%	88.50%
6.3.1 Proportion of domestic and industrial wastewater flows safely treated	64%	64%

Indicator Name	Actual 2015	Actual 2020
6.3.2 Proportion of bodies of water with good ambient water quality	92%	100%
6.4.1 Change in wateruse efficiency over time	3%	4%
6.4.2 Level of water stress: freshwater withdrawal as a proportion of available freshwater resources	133%	138%
6.5.1 Degree of integrated water resources management	63%	66%
6.5.2 Proportion of transboundary basin area with an operational arrangement for water cooperation	21%	23.20%
6.6.1 Change in the extent of waterrelated ecosystems over time	17%	3.50%
6.a.1 Amount of water and sanitationrelated official development assistance that is part of a governmentcoordinated spending plan	85%	85%
6.b.1 Proportion of local administrative units with established and operational policies and procedures for participation of local communities in water and sanitation management	16.70%	16.70%



Goal 7. Ensure access to affordable, reliable, sustainable and modern energy for all

Indicator Name	Actual 2015	Actual 2020
7.1.1 Proportion of population with access to electricity		
Electricity supply rate.	100% (2017)	99%
Percentage of local sources' contribution to electricity generation.	5% (2017)	22%
Percentage of the contribution of renewable energy to electricity generation.	7% (2017)	20%
7.1.2 Proportion of population with primary reliance on clean fuels and technology	99% (2017)	99%
7.2.1 Renewable energy share in the total final energy consumption	2.9%	13%
Share of renewable energy in the total energy mix	7.1% (2017)	11%
Per capita share of renewable energy (watts/person)	41 (2017)	140
7.3.1 Energy intensity measured in terms of primary energy and GDP	4.64 (2016)	3.8 (2019)

Indicator Name	Actual 2015		Actual 2020
7.a.1 International financial flows to developing countries in support of clean energy research and development and renewable energy production, including in hybrid systems	170		92 (2018)
The number of solar energy systems with a capacity of (2) kilowatts installed for chaste families benefiting from national aid at the expense of the rural files	0		2225
The number of solar heaters installed within the programs of the Renewable Energy and Energy Efficiency Fund	8202	(2017)	700
The number of solar cell systems for places of (a mosque and a church) within the programs of the Renewable Energy and Energy Efficiency Fund	54	(2017)	181
Number of schools in which the (Royal Initiative) project for heating public schools was implemented within the programs of the Renewable Energy and Energy Efficiency Fund	0	(2017)	13
Number of farmers benefiting from the program to support solar cell systems for farmers within the programs of the Renewable Energy and Energy Efficiency Fund.	0	(2017)	23
Number of lighting units distributed until the end of 2020 through the distribution companies within the programs of the Renewable Energy and Energy Rationalization Fund.	0	(2017)	20000
Number of solar cell systems for the home sector within the programs of the Renewable Energy and Energy Efficiency Fund	0	(2017)	1888
The number of factories that conducted energy audit studies until the end of 2020 within the programs of the Renewable Energy and Energy Efficiency Fund.	1	(2017)	5



Goal 8. Promote sustained, inclusive and sustainable economic growth, full and productive employment and decent work for all

Indicator Name	Actual 2015		Actual 2020
Growth rate of per capita GDP at Fixed prices	5.6		3.8
Growth rate of per capita GDP at current prices	3.6		4.1
8.2.1 Annual growth rate of real GDP per employed person	0.5		0.2
	(2016)		(2019)
8.5.2 Unemployment rate, by sex			

Indicator Name	Actual 2015		Actual 2020	
Unemployment rate (Total)	13		23.2	
Unemployment rate (Male)	10.97		21.2	
Unemployment rate (Female)	22.22		30.7	
8.9.1 Tourism direct GDP as a proportion of total GDP and in growth rate	12.1		12.4 (2018)	
8.10.1 (a) Number of commercial bank branches per 100,000 adults and (b) number of automated teller machines (ATMs) per 100,000 adults				
(a) The number of commercial bank branches per 100,000 adults	14.86	(2016)	14.39	(2019)
(b) Number of ATMs per 100,000 adults	26.7	(2016)	26.13	(2019)
8.10.2 Proportion of adults (15 years and older) with an account at a bank or other financial institution or with a mobile money service provider	24.6	(2014)	42.5	(2017)
8.a.1 Aid for Trade commitments and disbursements	310.1	(2016)	121.4355	(2019)
Total official development assistance, total expenditure, for technical cooperation, in US dollars, for the year 2019	795.4319	(2016)	1437.446	(2019)
8.b.1 Existence of a developed and operationalized national strategy for youth employment, as a distinct strategy or as part of a national employment strategy	0		2	



Goal 9. Build resilient infrastructure, promote inclusive and sustainable industrialisation and foster innovation

Indicator Name	Actual 2015	Actual 2020
9.1.1 Proportion of the rural population who live within 2 km of an allseason road		71.4
9.1.2 Passenger and freight volumes, by mode of transport		
The added value of manufacturing industries as a percentage of GDP at constant prices	18.12	17.4
Manufacturing value added per capita	5264	4763
9.2.2 Manufacturing employment as a proportion of total employment	10%	10.40%
9.3.2 Proportion of smallscale industries with a loan or line of credit		
Small and medium industries rate	9.45%	10.78%

Indicator Name	Actual 2015		Actual 2020	
9.4.1 CO2 emission per unit of value added	49.20%		58.20%	
9.5.1 Research and development expenditure as a proportion of GDP	0.71%	(2016)	0.80%	(2020)
9.5.2 Researchers (in fulltime equivalent) per million inhabitants	252.4		595	(2017)
9.a.1 Total official international support (official development assistance plus other official flows) to infrastructure	576		930	(2019)
9.b.1 Proportion of medium and hightech industry value added in total value added	26.7		23.7	(2019)
9.c.1 Proportion of population covered by a mobile network, by technology				
Percentage of the population covered by a mobile phone network, by technology (2G)	99		100	
Percentage of the population covered by a mobile phone network, by technology (3G)	99		100	
Percentage of the population covered by a mobile phone network, by technology (4G)	80		99	



Goal 10. Reduce inequality within and among countries

Indicator Name	Actual 2015		Actual 2020	
10.2.1 Proportion of people living below 50 per cent of median income, by sex, age and persons with disabilities			17.4	(2018)
Average household income for families headed by a head of household with a disability			8260.2	(2018)
Average household income for families headed by a head of household who does not have a disability			11296.5	(2018)
10.4.1 Labour share of GDP	35		36	(2016)
10.5.1 Financial Soundness Indicators				
Percentage of Jordan's Voting Rights in International Organisations, International Finance Agency	6.49%		6.42%	
Percentage of Jordan's voting rights in international organisations, World Trade Organization	61.70%		60.98%	
Percentage of Jordan's Voting Rights in International Organisations, International Monetary Fund	9.69%		9.73%	

Indicator Name	Actual 2015	Actual 2020
10.7.2 Number of countries with migration policies that facilitate orderly, safe, regular and responsible migration and mobility of people	3	4
10.7.3 Number of people who died or disappeared in the process of migration towards an international destination	0	0
10.7.4 Proportion of the population who are refugees, by country of origin	19.8	24.4
10.b.1 Total resource flows for development, by recipient and donor countries and type of flow (e.g. official development assistance, foreign direct investment and other flows)	3425	3834 (2019)
10.c.1 Remittance costs as a proportion of the amount remitted	5.78	4.85 (2019)



Goal 11. Make cities and human settlements inclusive, safe, resilient and sustainable

Indicator Name	Actual 2015	Actual 2020
11.1.1 Proportion of urban population living in slums, informal settlements or inadequate housing	12.9 2014	23.4 (2018)
11.4.1 Total per capita expenditure on the preservation, protection and conservation of all cultural and natural heritage, by source of funding (public, private), type of heritage (cultural, natural) and level of government (national, regional, and local/municipal)		
Total expenditures incurred to preserve, protect and preserve all types of cultural and natural heritage (one thousand Jordanian dinars)	880.684	1,988.75
11.5.1 Number of deaths, missing persons and directly affected persons attributed to disasters per 100,000 population		
Number of deaths, missing persons attributed to disasters per 100,000 population	0.12	0.09
Number of directly affected persons attributed to disasters per 100,000 population	13.27	0.16
11.5.2 Direct economic loss in relation to global GDP, damage to critical infrastructure and number of disruptions to basic services, attributed to disasters	0.012	0.015

Indicator Name	Actual 2015	Actual 2020
11.6.1 Proportion of municipal solid waste collected and managed in controlled facilities out of total municipal waste generated, by cities		
Quantity of solid waste generated in the Kingdom (tons)	3231123	3980655
11.a.1 Number of countries that have national urban policies or regional development plans that (a) respond to population dynamics; (b) ensure balanced territorial development; and (c) increase local fiscal space		
There are urban policies and regional development plans	No	Yes
11.b.1 Number of countries that adopt and implement national disaster risk reduction strategies in line with the Sendai Framework for Disaster Risk Reduction 2015–2030		
National disaster risk reduction strategies are adopted and implemented	No	Yes
11.b.2 Proportion of local governments that adopt and implement local disaster risk reduction strategies in line with national disaster risk reduction strategies		
Local disaster risk reduction strategies are adopted and implemented	No	Yes



Goal 12. Ensure sustainable consumption and production patterns

Indicator Name	Actual 2015	Actual 2020
12.1.1 Number of countries developing, adopting or implementing policy instruments aimed at supporting the shift to sustainable consumption and production		
Jordan develops, adopts or implements policy instruments aimed at supporting the transition to sustainable consumption and production	0	1
Number of national action plans for sustainable consumption and production, or which have incorporated these plans into their national policies as a priority or goal	0	7
12.3.1 (a) Food loss index and (b) food waste index		
Amounts of food destroyed (tons)	6416	2180
Household food waste estimate (kg/capita/year)		93
12.4.1 Number of parties to international multilateral environmental agreements on hazardous waste, and other chemicals that meet their commitments and obligations in transmitting information as required by each relevant agreement		

Indicator Name	Actual 2015	Actual 2020
Number of international agreements related to the management of waste and chemicals that are committed to their implementation	5	5
12.4.2 (a) Hazardous waste generated per capita; and (b) proportion of hazardous waste treated, by type of treatment		
Amount of generated hazardous waste (tons)	57408	72302
Quantity of exported hazardous waste (tons)	3200	22882
Quantity of hazardous waste treated or disposed of medical waste (tons)	3600	6500
Quantity of hazardous waste treated or disposed of electronic waste (tons)	12000	25000
Quantity of hazardous waste treated or disposed of other hazardous waste (tons)	4555	5000
12.5.1 National recycling rate, tons of material recycled		
Amount of solid waste generated at the national level (tons)	3231123	3980655
Amount of solid waste generated in the capital, Amman (tons)	1172980	1374835
Quantity of solid waste generated in the Kingdom without the capital Amman (tons)	2058143	2605820
Amount of recycled spent oils and batteries (tons)	54000	47000
12.6.1 Number of companies publishing sustainability reports		
At the national level, there are companies that publish reports on the adoption of sustainable practices	No	Yes
12.7.1 Degree of sustainable public procurement policies and action plan implementation		
Existence of legislation that promotes sustainable public procurement practices	No	Yes
12.8.1 Extent to which (i) global citizenship education and (ii) education for sustainable development are mainstreamed in (a) national education policies; (b) curricula; (c) teacher education; and (d) student assessment		
Existence of strategies and plans for education and environmental awareness	Yes	Yes
Extent to which (i) global citizenship education, including gender equality and human rights, is mainstreamed in (a) education policies at the national level		100%



Indicator Name	Actual 2015	Actual 2020
Extent to which (i) global citizenship education, including gender equality and human rights, has been mainstreamed in (b) school curricula		100%
Extent to which (i) global citizenship education, including gender equality and human rights, has been mainstreamed in (c) teacher training		100%
Extent to which (i) global citizenship education, including gender equality and human rights, is mainstreamed in (d) student assessment		100%
Extent to which (ii) education for sustainable development is mainstreamed		68%
The extent to which (ii) education for sustainable development is mainstreamed in (a) education policies at the national level		71%
Extent to which (ii) education for sustainable development is mainstreamed in (b) school curricula		67%
The extent to which (ii) education for sustainable development is mainstreamed in (c) teacher training		75%
The extent to which (ii) education for sustainable development is mainstreamed in (d) student assessment		50%
The extent to which (ii) education for sustainable development is mainstreamed in (e) the educational environment		75%
12.a.1 Installed renewable energy generating capacity in developing countries (in watts per capita)		
Percentage of local sources' contribution to electricity generation.	5%	(2017) 22%
Average amount of actual electrical energy expected to be generated from all cells at Ghabawi landfill (kilowatts)		4680
The number of net metering and crossing counters	1319	9027



Goal 13. Take urgent action to combat climate change and its impacts

Indicator Name	Actual 2015	Actual 2020
13.1.1 Number of deaths, missing persons and directly affected persons attributed to disasters per 100,000 population		

Indicator Name	Actual 2015	Actual 2020
Number of deaths, missing persons attributed to disasters per 100,000 population	0.12	0.09
Number of directly affected persons attributed to disasters per 100,000 population	13.27	0.16
13.1.2 Number of countries that adopt and implement national disaster risk reduction strategies in line with the Sendai Framework for Disaster Risk Reduction 2015–2030		
National disaster risk reduction strategies are adopted and implemented	No	Yes
13.1.3 Proportion of local governments that adopt and implement local disaster risk reduction strategies in line with national disaster risk reduction strategies		
Local disaster risk reduction strategies are adopted and implemented	No	Yes
13.2.1 Number of countries with nationally determined contributions, longterm strategies, national adaptation plans and adaptation communications, as reported to the secretariat of the United Nations Framework Convention on Climate Change		
There are national defined contribution plans, longterm strategies and adaptation plans	Yes	Yes
Issuance of a nationally determined contribution document	Yes	Yes
Issuance of a national adaptation plan	Yes	Yes
Issuance of a work plan for the Nationally Determined Contributions document	Yes	Yes
Issuance of national communications reports	Yes	Yes
Issuing updated national communications reports for two years	No	Yes
13.3.1 Extent to which (i) global citizenship education and (ii) education for sustainable development are mainstreamed in (a) national education policies; (b) curricula; (c) teacher education; and (d) student assessment		
Existence of strategies and plans for education and environmental awareness	Yes	Yes
Extent to which (i) global citizenship education, including gender equality and human rights, is mainstreamed in (a) education policies at the national level		100%
Extent to which (i) global citizenship education, including gender equality and human rights, has been mainstreamed in (b) school curricula		100%



Indicator Name	Actual 2015	Actual 2020
Extent to which (i) global citizenship education, including gender equality and human rights, has been mainstreamed in (c) teacher training		100%
Extent to which (i) global citizenship education, including gender equality and human rights, is mainstreamed in (d) student assessment		100%
Extent to which (ii) education for sustainable development is mainstreamed		68%
The extent to which (ii) education for sustainable development is mainstreamed in (a) education policies at the national level		71%
Extent to which (ii) education for sustainable development is mainstreamed in (b) school curricula		67%
The extent to which (ii) education for sustainable development is mainstreamed in (c) teacher training		75%
The extent to which (ii) education for sustainable development is mainstreamed in (d) student assessment		50%
The extent to which (ii) education for sustainable development is mainstreamed in (e) the educational environment		75%



Goal 14. Conserve and sustainably use the oceans, seas and marine resources for sustainable development

Indicator Name	Actual 2015	Actual 2020
14.1.1 (a) Coastal Overnutrition Index (NO3)	1	0.3695
14.1.1 (a) Coastal Overnutrition Index (PO4)	0.09	0.0717
14.2.1 Number of countries using ecosystembased approaches to managing marine areas		
Jordan uses ecosystembased approaches to marine area management	Yes	Yes
14.3.1 Average marine acidity (pH) measured at agreed suite of representative sampling stations	8.31	8.27
14.5.1 Coverage of protected areas in relation to marine areas	0	5.09%
14.6.1 Degree of implementation of international instruments aiming to combat illegal, unreported and unregulated fishing	20%	80%

Indicator Name	Actual 2015	Actual 2020
14.7.1 Sustainable fisheries as a proportion of GDP in small island developing States, least developed countries and all countries	>1%	>1%
14.a.1 Proportion of total research budget allocated to research in the field of marine technology	0%	0%
14.b.1 Degree of application of a legal/regulatory/ policy/ institutional framework which recognises and protects access rights for smallscale fisheries	60%	80%



Goal 15. Protect, restore and promote sustainable use of terrestrial ecosystems, sustainably manage forests, combat desertification, and halt and reverse land degradation and halt biodiversity loss

Indicator Name	Actual 2015	Actual 2020
15.1.1 Forest area as a proportion of total land area	1.00%	0.80%
15.1.2 Proportion of important sites for terrestrial and freshwater biodiversity that are covered by protected areas, by ecosystem type	1.40%	4%
15.2.1 Progress towards sustainable forest management	50%	80%
15.3.1 Proportion of land that is degraded over total land area	4	NA
15.4.1 Coverage by protected areas of important sites for mountain biodiversity	11.95	11.95
15.5.1 Red List Index	0.96562	0.96549
15.6.1 Number of countries that have adopted legislative, administrative and policy frameworks to ensure fair and equitable sharing of benefits		
Jordan has adopted legislative, administrative and policy frameworks to ensure fair and equitable benefitsharing	Yes	Yes
15.7.1 Proportion of traded wildlife that was poached or illicitly trafficked	40%	20%
15.8.1 Proportion of countries adopting relevant national legislation and adequately resourcing the prevention or control of invasive alien species		
Jordan adopts relevant national legislation and allocates sufficient resources to prevent or control the introduction of invasive alien species into ecosystems.	Yes	Yes

Indicator Name	Actual 2015	Actual 2020
15.9.1 (a) Number of countries that have established national targets in accordance with or similar to Aichi Biodiversity Target 2 of the Strategic Plan for Biodiversity 2011–2020 in their national biodiversity strategy and action plans and the progress reported towards these targets		
Jordan has set national targets that are similar to or aligned with Aichi Biodiversity Target 2	No	Yes
15.9.1(b) integration of biodiversity into national accounting and reporting systems, defined as implementation of the System of EnvironmentalEconomic Accounting	Yes	Yes
15.a.1 (a) Official development assistance on conservation and sustainable use of biodiversity	226.00	19.40
15.c.1 Proportion of traded wildlife that was poached or illicitly trafficked	40%	20%



Goal 16. Promote peaceful and inclusive societies for sustainable development, provide access to justice for all and build effective, accountable and inclusive institutions at all levels

Indicator Name	Actual 2015	Actual 2020
16.1.1 Number of victims of intentional homicide per 100,000 population, by sex and age		
Victims of premeditated murder children, per 100,000 population (Females)	0.71 (2016)	18.9
Victims of premeditated murder children, per 100,000 population (Males)	2 (2016)	26.9
Victims of premeditated murder adult, per 100,000 population (Females)	33.43	60.6
Victims of premeditated murder adult, per 100,000 population (Males)	97.57 (2016)	203.4
16.2.2 Number of victims of human trafficking per 100,000 population, by sex, age and form of exploitation	26 (2016)	23.13
16.3.1 Proportion of victims of violence in the previous 12 months who reported their victimization to competent authorities or other officially recognised conflict resolution mechanisms	24.27 (2018)	14.84
16.3.2 Unsented detainees as a proportion of overall prison population	45.4	41.1
16.5.1 Proportion of persons who had at least one contact with a public official and who paid a bribe to a public official, or were asked for a bribe by those public officials, during the previous 12 months	12.68 (2013)	2.5 (2019)

Indicator Name	Actual 2015	Actual 2020
16.5.2 Proportion of businesses that had at least one contact with a public official and that paid a bribe to a public official, or were asked for a bribe by those public officials during the previous 12 months	13	3
16.6.1 Primary government expenditures as a proportion of original approved budget, by sector (or by budget codes or similar)	98.04	97.5 (2019)
16.8.1 Proportion of members and voting rights of developing countries in international organisations		
Percentage of Jordan's Voting Rights in International Organisations, International Finance Agency	6.49%	6.42%
Percentage of Jordan's voting rights in international organisations, WTO	61.70%	60.98%
Percentage of Jordan's Voting Rights in International Organisations, International Monetary Fund	9.69%	9.73%
Percentage of Jordan's Voting Rights in International Organisations, International Bank for Reconstruction and Development	12.01%	10.88%
Percentage of Jordan's Voting Rights in International Organisations, United Nations General Assembly	51.81%	51.81%
16.9.1 Proportion of children under 5 years of age whose births have been registered with a civil authority, by age		98% (2018)
16.a.1 Existence of independent national human rights institutions in compliance with the Paris Principles		
Jordan has national human rights institutions that comply with the Paris Principles	Yes	Yes



Goal 17. Strengthen the means of implementation and revitalise the Global Partnership for Sustainable Development

Indicator Name	Actual 2015	Actual 2020
Finance		
17.1.1 Total government revenue as a proportion of GDP, by source	24.81	24.54 (2019)
17.1.2 Proportion of domestic budget funded by domestic taxes	53.04	53.11 (2019)
17.3.1 Foreign direct investment, official development assistance and SouthSouth cooperation as a proportion of gross national income	0.04	4.90% (2018)
17.3.2 Volume of remittances (in United States dollars) as a proportion of total GDP	13.86	8.93

Indicator Name	Actual 2015	Actual 2020	
17.4.1 Debt service as a proportion of exports of goods and services	12.7	14.66	(2019)
Technology			
17.6.1 Fixed Internet broadband subscriptions per 100 inhabitants, by speed ⁵	3.40%	5.70%	
Number of fixed broadband subscriptions regardless of speed	318,939	620,141	
17.8.1 Proportion of individuals using the Internet	82.56%	70.37%	
Capacitybuilding			
17.9.1 Dollar value of financial and technical assistance (including through NorthSouth, South-South and triangular cooperation) committed to developing countries	410.88	1437.45	(2019)
Trade			
17.10.1 Worldwide weighted tariffaverage	8.813	10.86	(2019)
Average weighted tariff worldwide, most favored nation status, by type of product, agricultural products	10.14	12.33	(2019)
Average weighted tariff worldwide, most favored nation status, by product type, apparel products	19.69	19.98	(2019)
Average weighted tariff worldwide, most favored nation status, by type of product, industrial products	8.71	10.96	(2019)
Average weighted tariff worldwide, most favored nation status, by type of product, petroleum products	5	5	(2019)
Average Worldwide Weighted Tariff, Most Favored Nation Status, by Product Type, Textiles	4.37	4.49	(2019)
17.11.1 Developing countries' and least developed countries' share of global exports	36.59%	35.15%	(2018)
Systemic issues			
Policy and institutional coherence			
17.13.1 Macroeconomic Dashboard	26925	29984	(2018)
17.14.1 Number of countries with mechanisms in place to enhance policy coherence of sustainable development	1	1	
17.15.1 Extent of use of countryowned results frameworks and planning tools by providers of development cooperation	1	1	



Indicator Name	Actual 2015	Actual 2020
Multistakeholder partnerships		
17.16.1 Number of countries reporting progress in multistakeholder development effectiveness monitoring frameworks that support the achievement of the sustainable development goals	1	1
Data, monitoring and accountability		
17.18.1 Statistical capacity indicator for Sustainable Development Goal monitoring	1	1
17.18.2 Number of countries that have national statistical legislation that complies with the Fundamental Principles of Official Statistics	1	1
17.18.3 Number of countries with a national statistical plan that is fully funded and under implementation, by source of funding	1	1
17.19.2 Proportion of countries that (a) have conducted at least one population and housing census in the last 10 years; and (b) have achieved 100 per cent birth registration and 80 per cent death registration		
(a) have conducted at least one population and housing census in the last 10 years	1	1
(b) have achieved 100 per cent birth registration	1	1
(c) 80 per cent death registration	1	1



SDG Indicators Annex (2)

Indicators with Targets for 2024, 2027, 2030

Indicator Name	Actual 2015	Actual 2020	Targets		
			2024	2027	2030
2.1.1 Prevalence of undernourishment	6.30%	9.50%	8.00%	5.00%	2.00%
2.2.1 Prevalence of stunting (height for age <2 standard deviation from the median of the World Health Organization (WHO) Child Growth Standards) among children under 5 years of age	7.7	7.4	6.3	5.3	4.3
2.4.1 Proportion of agricultural area under productive and sustainable agriculture	50%	56%	61%	64%	68%
2.5.1 Number of (a) plant and (b) animal genetic resources for food and agriculture secured in either medium or longterm conservation facilities	3985 (2016)	4748 (2019)	5475	6104	6805
2.a.1 The agriculture orientation index for government expenditures	0.17	0.15	0.156	0.161	0.166
2.a.2 Total official flows (official development assistance plus other official flows) to the agriculture sector	24.4	11.2	64	68.8	73.9
2.c.1 Indicator of food price anomalies	0.4	0.1	0.49	0.58	0.69
Increasing the effectiveness and efficiency of inspection methods at establishments (number of inspection visits to food establishments) National Indicator	45486	39075	34669	31737	29053
Number of Samples Examined National Indicator	77405	81868	85643	88606	91671
3.1.1 Maternal mortality ratio	19	38.5	35	30	28
3.1.2 Proportion of births attended by skilled health personnel	99.6 (2012)	99.7 (2018)	99.8	99.9	99.9



Indicator Name	Actual 2015	Actual 2020	Targets		
			2024	2027	2030
3.2.1 Under-5 mortality rate	21 (2012)	19 (2018)	17.5	16	15.5
3.2.2 Neonatal mortality rate					
Newborn mortality rate, total	14 (2012)	11 (2018)	10.5	9.8	9.5
Infant mortality rate, age group less than one year, total	17	17	16.5	16.1	16
3.3.1 Number of new HIV infections per 1,000 uninfected population, by sex, age and key populations	(0.0001) (2018)	(0.00054)	Less 1000/Than1	Less 1000/Than1	Less 1000/Than1
3.3.2 Tuberculosis incidence per 100,000 population	4.42	1.5	Less Than3	Less Than3	Less Than3
3.3.3 Malaria incidence per 1,000 population	0.007 (2016)	0	0	0	0
3.3.4 Hepatitis B incidence per 100,000 population	0	0.003	0	0	0
3.4.1 Mortality rate attributed to cardiovascular disease, cancer, diabetes or chronic respiratory disease	58.70%	83%	82%	81%	80%
3.7.1 Proportion of women of reproductive age (aged 15–49 years) who have their need for family planning satisfied with modern methods	58 (2012)	56.7 (2018)	58	61	65
3.7.2 Adolescent birth rate (aged 10–14 years; aged 15–19 years) per 1,000 women in that age group	25.6 (2016)	27 (2018)	25	22	20
3.8.2 Proportion of population with large household expenditures on health as a share of total household expenditure or income	2.3 (2013)	6.3 (2018)	6.4	6.4	6.4
The proportion of the population whose household spends on health more than 25 percent of total household expenditure or income	0.4 (2013)	1.3 (2018)	1.3	1.3	1.3



Indicator Name	Actual 2015	Actual 2020	Targets		
			2024	2027	2030
3.a.1 Age-standardized prevalence of current tobacco use among persons aged 15 years and older	28.3 (2018)	42.1	41	40.5	40
3.b.1 Proportion of the target population covered by all vaccines included in their national programme					
Three-dose polio vaccine (DPT) coverage	98.4	90	91	93	95
Measles vaccination coverage for both doses	96	96	97	98	99
3.c.1 Health worker density and distribution					
Density of health workers, doctors	18.7	27.8	29.6	31	32.3
Density of health workers, pharmacists	15.5	13.7	14.3	14.8	15.2
Density of health workers, nursing and midwifery	26.4	35.8	45.2	52.3	59.3
Density of health workers, dentists	7.1	7.7	8.3	8.8	9.2
4.1.1 Proportion of children and young people (a) in grades 2/3; (b) at the end of primary; and (c) at the end of lower secondary achieving at least a minimum proficiency level in (i) reading and (ii) mathematics, by sex					
Percentage of students at the end of the first stage of secondary education who achieve at least a minimum level of proficiency in mathematics	32.5	40.7	43	44	45
Percentage of students at the end of the first stage of secondary education who achieve at least a minimum level of proficiency in reading	53.7	58.8	63	64	65



Indicator Name	Actual 2015	Actual 2020	Targets		
			2024	2027	2030
4.1.2 Completion rate (primary education, lower secondary education, upper secondary education)					
Primary completion rate	98.7	99.4	99.5	99.6	99.6
The completion rate of the first stage of secondary education	92.2	94	95	95.5	96
Secondary school completion rate	56.8	69.8	70	70.5	71
The rate of outofschool children, primary school	2.3	2.6	2.1	2	1.9
The rate of outofschool children, first stage of secondary education	7	5.8	6.3	6	5.6
The rate of outofschool children, second stage of secondary education	28.6	20	24	23	18
4.2.1 Proportion of children aged 24–59 months who are developmentally on track in health, learning and psychosocial wellbeing, by sex	NA	70.70%	73%	75%	80%
4.2.2 Participation rate in organised learning (one year before the official primary entry age)	60.40%	63.20%	66.10%	69.20%	72.40%
4.3.1 Participation rate of youth and adults in formal and nonformal education and training in the previous 12 months, by sex	26.20%	34.70%	38%	43%	45%
4.4.1 Proportion of youth and adults with information and communications technology (ICT) skills, by type of skill					
Copy or move a file or folder	90.10%	88.50%	91%	93%	95%
Use the copy and paste tools	98.50%	98%	98.50%	99%	100%
Send emails with attachments (document, photo, video)	96.40%	96.60%	98%	99%	100%
Use basic arithmetic formulas in spreadsheets	87.40%	80.20%	85%	90%	95%



Indicator Name	Actual 2015	Actual 2020	Targets		
			2024	2027	2030
Connecting and installing new devices (camera, printer)	75.80%	79.60%	81%	83%	85%
Find, download and install software	87%	89.20%	93%	96%	100%
Preparing electronic presentations with presentation software (including text, images, audio, video, or graphics)	100%	100%	100%	100%	100%
Transfer files between your computer and other devices	98.70%	98.30%	98.80%	99.30%	100%
Writing a computer program using a specialised programming language	91%	91.60%	91%	91%	91%
4.5.1 Parity indices (female/male, rural/urban, bottom/top wealth quintile and others such as disability status, indigenous peoples and conflictaffected, as data become available) for all education indicators on this list that can be disaggregated					
Ratio of female to male students	98%	98%	98%	99%	99%
Ratio of female to male teachers	2.23	2.28	2.23	2.2	2
Percentage of male students in the region (rural)	51.30%	51%	51%	51%	51%
Percentage of students in the region (rural) female	48.70%	49%	49%	49%	49%
Percentage of male students in the region (urban)	50.30%	50.50%	50.50%	50.50%	50.50%
Percentage of students in the region (urban) female	49.70%	49.50%	49.50%	49.50%	49.50%
Overall pass rate in high school	50.30%	60.80%	63%	67%	70%
Male high school pass rate	45.80%	54.30%	63%	67%	70%
Female high school pass rate	53.10%	67.60%	70%	70%	70%
Percentage of students in rented buildings, males	55%	54.90%	53.50%	52%	50%



Indicator Name	Actual 2015	Actual 2020	Targets		
			2024	2027	2030
Percentage of students in rented buildings, female	45%	45.10%	46.50%	48%	50%
Percentage of students in doubleshift buildings. (male)	43%	45.50%	47.50%	49%	50%
Percentage of students in doubleshift buildings. (female)	57%	54.50%	52.5	51%	50%
Average student per teacher total	15.80%	16.70%	16 to 18	16 to 18	16 to 18
Average student per teacher, male	25.70%	27.80%	16 to 18	16 to 18	16 to 18
Average student per teacher, female	11.30%	11.90%	16 to 18	16 to 18	16 to 18
A Ratio of female to male disabled students.	0.95	1	1	1	1
B The ratio of female to male teachers with disabilities.	0.79	1	1	1	1
4.6.1 Proportion of population in a given age group achieving at least a fixed level of proficiency in functional (a) literacy and (b) numeracy skills, by sex					
A The illiteracy rate among young people (15-24 years old) total	2.90%	1.70%	1.60%	1.50%	1.40%
B The adult illiteracy rate (15+ years) total	6.10%	5.10%	5.00%	4.80%	4.50%
C The rate of achieving arithmetic skills among young people (15-24) total	96.80%	98.30%	98.50%	99.00%	99.50%
D Average adult arithmetic skills achievement (15+) total	89.90%	94.90%	95.00%	96.00%	97.00%
4.7.1 Extent to which (i) global citizenship education and (ii) education for sustainable development are mainstreamed in (a) national education policies; (b) curricula; (c) teacher education; and (d) student assessment					



Indicator Name	Actual 2015	Actual 2020	Targets		
			2024	2027	2030
Extent to which (i) global citizenship education, including gender equality and human rights, is mainstreamed in (a) education policies at the national level		100%	100%	100%	100%
Extent to which (i) global citizenship education, including gender equality and human rights, has been mainstreamed in (b) school curricula		100%	100%	100%	100%
Extent to which (i) global citizenship education, including gender equality and human rights, has been mainstreamed in (c) teacher training		100%	100%	100%	100%
Extent to which (i) global citizenship education, including gender equality and human rights, is mainstreamed in (d) student assessment		100%	100%	100%	100%
Extent to which (ii) education for sustainable development is mainstreamed		68%	70%	75%	80%
The extent to which (ii) education for sustainable development is mainstreamed in (a) education policies at the national level		71%	75%	80%	85%
Extent to which (ii) education for sustainable development is mainstreamed in (b) school curricula		67%	72%	78%	85%
The extent to which (ii) education for sustainable development is mainstreamed in (c) teacher training		75%	80%	85%	90%
The extent to which (ii) education for sustainable development is mainstreamed in (d) student assessment		50%	53%	57%	60%



Indicator Name	Actual 2015	Actual 2020	Targets		
			2024	2027	2030
The extent to which (ii) education for sustainable development is mainstreamed in (e) the educational environment		75%	78%	81%	85%
4.a.1 Proportion of schools offering basic services, by type of service					
Percentage of schools in which the electricity network is available – government	100%	100%	100%	100%	100%
Percentage of schools in which the electricity network is available – private	100%	100%	100%	100%	100%
Percentage of schools where the Internet is available for educational purposes – government	91%	92%	95%	98%	100%
Percentage of schools where the Internet is available for educational purposes – private	82%	82%	85%	88%	90%
Percentage of schools that have computers for educational purposes – government	73%	73%	76%	78%	80%
Percentage of schools that have computers for educational purposes – private	40%	50%	53%	56%	60%
Percentage of schools with infrastructure and adapted materials for students with disabilities	50%	70%	70%	70%	100%
Number of schools with infrastructure and adapted materials for students with disabilities Number of schools with a bathroom for people with disabilities / school	100	362	900	1400	2000
Percentage of schools with basic drinking water	100%	100%	100%	100%	100%
Percentage of schools with nonmixed basic health facilities	100%	100%	100%	100%	100%



Indicator Name	Actual 2015	Actual 2020	Targets		
			2024	2027	2030
Percentage of schools with basic handwashing facilities	100%	100%	100%	100%	100%
4.c.1 Proportion of teachers with the minimum required qualifications, by education level					
Percentage of teachers with minimum required qualifications, preprimary education	100%	100%	100%	100%	100%
Percentage of teachers with the minimum required qualifications, primary school.	100%	100%	100%	100%	100%
Percentage of teachers with the minimum required qualifications, first stage of secondary education.	100%	100%	100%	100%	100%
Percentage of teachers with the minimum required qualifications, second stage of secondary education.	100%	100%	100%	100%	100%
6.1.1 Proportion of population using safely managed drinking water services	94.30%	94.60%	95.60%	97.80%	99%
6.2.1 Proportion of population using (a) safely managed sanitation services and (b) a handwashing facility with soap and water	84%	88.50%	91.00%	95.00%	96%
6.3.1 Proportion of domestic and industrial wastewater flows safely treated	64%	64%	67.50%	73.00%	80%
6.3.2 Proportion of bodies of water with good ambient water quality	92%	100%	100%	100%	100%
6.4.1 Change in wateruse efficiency over time	3%	4%	Increasing	Increasing	Increasing
6.4.2 Level of water stress: freshwater withdrawal as a proportion of available freshwater resources	133%	138%	129.00%	116.00%	100%



Indicator Name	Actual 2015	Actual 2020	Targets		
			2024	2027	2030
6.5.1 Degree of integrated water resources management	63%	66%	69.00%	74.00%	80%
6.5.2 Proportion of transboundary basin area with an operational arrangement for water cooperation	21%	23.20%	27.00%	33.00%	40%
6.6.1 Change in the extent of waterrelated ecosystems over time	17%	3.50%	Less Than 10%	Less Than 10%	Less Than 10%
6.a.1 Amount of water and sanitationrelated official development assistance that is part of a governmentcoordinated spending plan	85%	85%	85.00%	87.00%	90%
6.b.1 Proportion of local administrative units with established and operational policies and procedures for participation of local communities in water and sanitation management	16.70%	16.70%	22.00%	36.00%	50%
7.1.1 Proportion of population with access to electricity					
Electricity supply rate.	100% (2017)	99%	99%	99%	99%
Percentage of local sources' contribution to electricity generation.	5% (2017)	22%	44%	45%	46%
Percentage of the contribution of renewable energy to electricity generation.	7% (2017)	20%	26%	30%	30%
7.1.2 Proportion of population with primary reliance on clean fuels and technology	99% (2017)	99%	99%	99%	99%
7.a.1 International financial flows to developing countries in support of clean energy research and development and renewable energy production, including in hybrid systems					



Indicator Name	Actual 2015	Actual 2020	Targets		
			2024	2027	2030
The number of solar energy systems with a capacity of (2) kilowatts installed for chaste families benefiting from national aid at the expense of the rural files	0	2225	2000	2000	2000
The number of solar heaters installed within the programs of the Renewable Energy and Energy Efficiency Fund	8202 (2017)	700	1500	1500	1500
The number of solar cell systems for places of (a mosque and a church) within the programs of the Renewable Energy and Energy Efficiency Fund	54 (2017)	181	70	70	70
Number of schools in which the (Royal Initiative) project for heating public schools was implemented within the programs of the Renewable Energy and Energy Efficiency Fund	0 (2017)	13	20	20	20
Number of farmers benefiting from the program to support solar cell systems for farmers within the programs of the Renewable Energy and Energy Efficiency Fund.	0 (2017)	23	30	30	30
Number of lighting units distributed until the end of 2020 through the distribution companies within the programs of the Renewable Energy and Energy Rationalization Fund.	0 (2017)	20000	0	0	0
Number of solar cell systems for the home sector within the programs of the Renewable Energy and Energy Efficiency Fund	0 (2017)	1888	4000	4000	4000



Indicator Name	Actual 2015	Actual 2020	Targets		
			2024	2027	2030
The number of factories that conducted energy audit studies until the end of 2020 within the programs of the Renewable Energy and Energy Efficiency Fund.	1 (2017)	5	30	30	30
12.4.2 (a) Hazardous waste generated per capita; and (b) proportion of hazardous waste treated, by type of treatment					
Amount of generated hazardous waste (tons)	57408	72302	75100	84421	89111
Quantity of exported hazardous waste (tons)	3200	22882	4,000	4320	5000
Quantity of hazardous waste treated or disposed of - medical waste (tons)	3600	6500	5000	6500	7000
Quantity of hazardous waste treated or disposed of - electronic waste (tons)	12000	25000	30000	45000	55000
Quantity of hazardous waste treated or disposed of - other hazardous waste (tons)	4555	5000	5000	5000	5000
12.5.1 National recycling rate, tons of material recycled					
Amount of solid waste generated at the national level (tons)	3231123	3980655	4982568	5522657	6172254
Amount of solid waste generated in the capital, Amman (tons)	1172980	1374835	1226000	136000	1572000
Quantity of solid waste generated in the Kingdom without the capital Amman (tons)	2058143	2605820	3756568	4162657	4600254
Amount of recycled spent oils and batteries (tons)	54000	47000	55000	65000	70000
1411 (a) Coastal Overnutrition Index (NO3)	1	0.3695	0.7	0.7	0.7
14.1.1 (a) Coastal Overnutrition Index (PO4)	0.09	0.0717	0.05	0.05	0.05



Indicator Name	Actual 2015	Actual 2020	Targets		
			2024	2027	2030
14.3.1 Average marine acidity (pH) measured at agreed suite of representative sampling stations	8.31	8.27	8.3	8.3	8.3
14.5.1 Coverage of protected areas in relation to marine areas	0	5.09%	5.09%	5.09%	5.09%
14.6.1 Degree of implementation of international instruments aiming to combat illegal, unreported and unregulated fishing	20%	80%	85%	85%	90%
14.a.1 Proportion of total research budget allocated to research in the field of marine technology	0%	0%	0%	2%	5%
14.b.1 Degree of application of a legal/regulatory/ policy/ institutional framework which recognises and protects access rights for smallscale fisheries	60%	80%	80%	85%	85%
15.1.1 Forest area as a proportion of total land area	1.00%	0.80%	1%	1.20%	1.50%
15.1.2 Proportion of important sites for terrestrial and freshwater biodiversity that are covered by protected areas, by ecosystem type	1.40%	4%	4%	5%	5%
15.2.1 Progress towards sustainable forest management	50%	80%	90%	95%	100%
15.7.1 Proportion of traded wildlife that was poached or illicitly trafficked	40%	20%	10%	5%	3%
15.c.1 Proportion of traded wildlife that was poached or illicitly trafficked	40%	20%	10%	5%	3%





